



恒生指數
HANG SENG INDEXES

Hang Seng Indexes Quarterly

Index Research: Hang Seng Stock Connect Big Bay Area Composite Index

2018 2nd Quarter

A wholly-owned subsidiary of Hang Seng Bank

Hang Seng Family of Indexes

Market-Cap Weighted Indexes

Hang Seng Index

Hang Seng China Enterprises Index

Hang Seng China (Hong Kong-listed) 100 Index

Hang Seng China (Hong Kong-listed) 25 Index

Hang Seng China 50 Index

Hang Seng China-Affiliated Corporations Index

Hang Seng Composite Index

Hang Seng Composite Industry Indexes

Hang Seng Composite Size Indexes

Hang Seng Foreign Companies Composite Index

Hang Seng Global Composite Index

Hang Seng H40 Reference Index

Hang Seng HK 35

Hang Seng SCHK ex-AH Companies Index

Hang Seng SCHK HK Companies Index

Hang Seng SCHK Mainland China Companies Index

Hang Seng Stock Connect Big Bay Area Composite Index

Hang Seng Stock Connect China AH (A) Index

Hang Seng Stock Connect China AH (A+H) Index

Hang Seng Stock Connect China AH (H) Index

Hang Seng Stock Connect Hong Kong Index

Hang Seng Stock Connect Hong Kong
MidCap & SmallCap Index

Hang Seng Stock Connect Hong Kong SmallCap Index

Factor & Strategy Indexes

Hang Seng China A Industry Top Index

Hang Seng China A Top 100 Index

Hang Seng China Enterprises Equal Weighted Index

Hang Seng China Enterprises Smart Index

Hang Seng CSI Shanghai-Hong Kong AH Smart Index

Hang Seng Currency Hedged Index Series

Hang Seng Dividend Point Index Series

Hang Seng Equal Weighted Index

Hang Seng Futures Index Series

Hang Seng Futures Short & Leveraged Index Series

Hang Seng High Beta Index

Hang Seng High Dividend Yield Index

Hang Seng Low Volatility Index

Hang Seng Risk Adjusted Index Series

Hang Seng SCHK High Yield Low Volatility Index

Hang Seng SCHK Quality Growth Low Volatility Index

Hang Seng Short & Leveraged Index Series

Hang Seng Stock Connect China AH Premium Index

Hang Seng Stock Connect China AH Smart Index

HSI Volatility Index

- Hong Kong-listed
- Mainland-listed
- Cross-market
- Stock Connect Eligible

Sector Indexes

Hang Seng China H-Financials Index

Hang Seng Consumer Goods & Services Index

Hang Seng Healthcare Index

Hang Seng Internet & Information Technology Index

Hang Seng REIT Index

Hang Seng SCHK Mainland China Banks Index

Hang Seng SCHK New Economy Index

Hang Seng Sector Index Series

Hang Seng Shenzhen Hong Kong Index Series

Sustainability Indexes

Hang Seng (China A) Corporate Sustainability Benchmark Index

Hang Seng (China A) Corporate Sustainability Index

Hang Seng (Mainland and HK) Corporate Sustainability Index





Hang Seng Corporate Sustainability Benchmark Index

Hang Seng Corporate Sustainability Index

Fixed Income Indexes

Hang Seng iBond Index Series

Hang Seng Markit iBoxx Offshore RMB Bond Index family

-  Hong Kong-listed
-  Mainland-listed
-  Cross-market
-  Stock Connect Eligible

Company Profile

Hang Seng Indexes Company Limited ("Hang Seng Indexes"), a wholly-owned subsidiary of Hang Seng Bank, was established in 1984 and is Hong Kong's leading index compiler covering Hong Kong and mainland China markets.

Hang Seng Indexes calculates and manages the Hang Seng Family of Indexes. Starting in 1969 with the launch of the Hang Seng Index, now widely recognised as the barometer of the Hong Kong stock market, Hang Seng Indexes has been at the forefront of the market, developing numerous market measures to help investors make their investment decisions.

Indexes in the Hang Seng Family of Indexes are grouped into five categories — Market-Cap Weighted Indexes, Factor & Strategy Indexes, Sector Indexes, Sustainability Indexes and Fixed Income Indexes — then classified as Hong Kong-listed, Cross-market or Mainland-listed according to where their constituents are listed.

Currently, the Hang Seng Family of Indexes comprises over 400 real-time and daily indexes. Going forward, Hang Seng Indexes will continue to broaden its index series to meet the widening spectrum of investor demand for index investment solutions.

If you prefer not to receive marketing materials from Hang Seng Indexes Company Limited in the future, please notify us by email to info@hsi.com.hk with the word "unsubscribe" in the subject line or contact us at (852) 2877 0704.

Contents

Features

What's New	2
Index Update	3
Index Research	5

Index Information

Index Products	10
Index Performance	12
Index Rankings	15

Other Information

Hang Seng Industry Classification System	19
--	----

Hang Seng Indexes Launched Hang Seng Stock Connect Big Bay Area Composite Index

In May 2018, Hang Seng Indexes Company Limited ("Hang Seng Indexes") launched the Hang Seng Stock Connect Big Bay Area Composite Index. The index aims to reflect the performance of companies that are listed in Hong Kong and/or mainland China and that mainly operate in the Guangdong-Hong Kong-Macao Big Bay Area ('Big Bay Area').

The index will have 250 constituents companies. The index universe includes Stock Connect eligible Hong Kong-listed stocks and Mainland-listed A-Shares that mainly operate in the Big Bay Area.

Mr Daniel Wong, Director & Head of Research and Analytics at Hang Seng Indexes, said: "The Big Bay Area is a theme that is of increasing interest to investors in Hong Kong and the Mainland. The launch of Hang Seng Stock Connect Big Bay Area Composite Index is responding to this new market development. We will continue to observe Big Bay Area development and plan, with the aim of identifying the potential for launching a variety of thematic indexes that use the Hang Seng Stock Connect Big Bay Area Composite Index as the universe for constituent selection. The launch of a series of Big Bay Area indexes will facilitate the market to develop index-linked products, and further integrate the real economy and financial development. This will help drive the economic progress of the Big Bay Area."

Hang Seng Indexes Launched Hang Seng Currency Hedged Index Series

In May 2018, Hang Seng Indexes launched the Hang Seng Currency Hedged Index Series ('Index Series') which is designed to help overseas investors manage currency exposure and mitigate currency risk.

The Index Series consists of eight currency hedged indexes with four hedging currencies – RMB, EUR, GBP and JPY – based on the Hang Seng Index and the Hang Seng China Enterprises Index. The new indexes hedge 100% to the base currency, HKD, of the underlying index constituents.

Mr Daniel Wong, Director & Head of Research and Analytics at Hang Seng Indexes, said: "This new series of currency hedged indexes assists overseas investors who are interested in minimising the currency risks arising from foreign investment. We will continue to monitor market developments and launch further indexes with different underlying indexes and hedging currencies in line with the evolving needs of investors."

Hang Seng Indexes Announced the Consultation conclusions on the eligibility of foreign companies, stapled securities and weighted voting right companies for inclusion in the Hang Seng Composite Index

Hang Seng Indexes Company Limited ("Hang Seng Indexes") announced the conclusions of its consultation of market participants on the eligibility of 1) foreign companies, 2) stapled securities and 3) weighted voting right ("WVR") companies for inclusion in the Hang Seng Composite Index ("HSCI").

Hang Seng Indexes received responses from a wide spectrum of market participants and carefully considered their feedback and opinions.

The coverage of the HSCI are expanded to include:

- 1) Foreign companies—foreign companies with their primary listing in Hong Kong will be eligible for inclusion.
- 2) Stapled securities—stapled securities with a legal structure that is identical to the four existing stapled securities in the market will be eligible for inclusion.
- 3) WVR companies—primary and secondary-listed (under Chapter 19C of the Listing Rules) Greater China WVR companies will be eligible for inclusion.

Hang Seng Indexes Licensed Hwabao WP Fund to Use Hang Seng HK 35 as Basis for LOF

Hang Seng Indexes Company Limited ("Hang Seng Indexes") has licensed the Hang Seng HK 35 ("HSHK35") to Hwabao WP Fund Management Co., Ltd. ("Hwabao WP Fund") to serve as the underlying index for the creation of a listed open-ended fund ("LOF"). The LOF was listed on the Shenzhen Stock Exchange in April.

Comprised of 35 largest companies listed in Hong Kong, the HSHK35 reflects the performance of large-cap Hong Kong companies with sales revenue (or profits or assets if more relevant) generated from Hong Kong and/or areas outside mainland China.

The new LOF will bring the number of exchange-traded products linked to indexes in the Hang Seng Family of Indexes to 69 – with listings on 17 different stock exchanges across the world. By the end of March 2018, assets under management in exchange-traded products linked to indexes in the Hang Seng Family of Indexes had reached a total of more than US\$29 billion.

Index Update

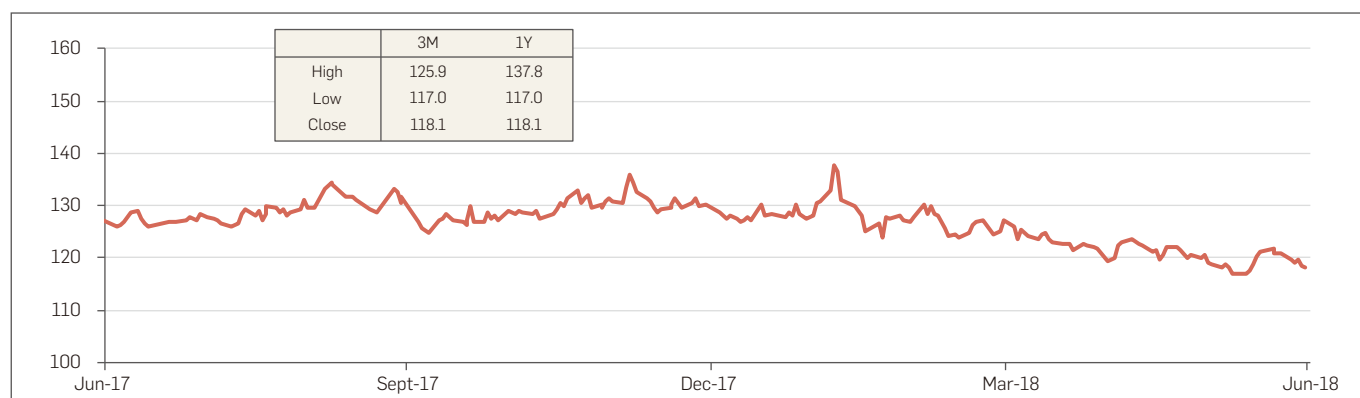
Hang Seng Stock Connect China AH Premium Index

Performance of the Hang Seng Stock Connect China AH Premium Index

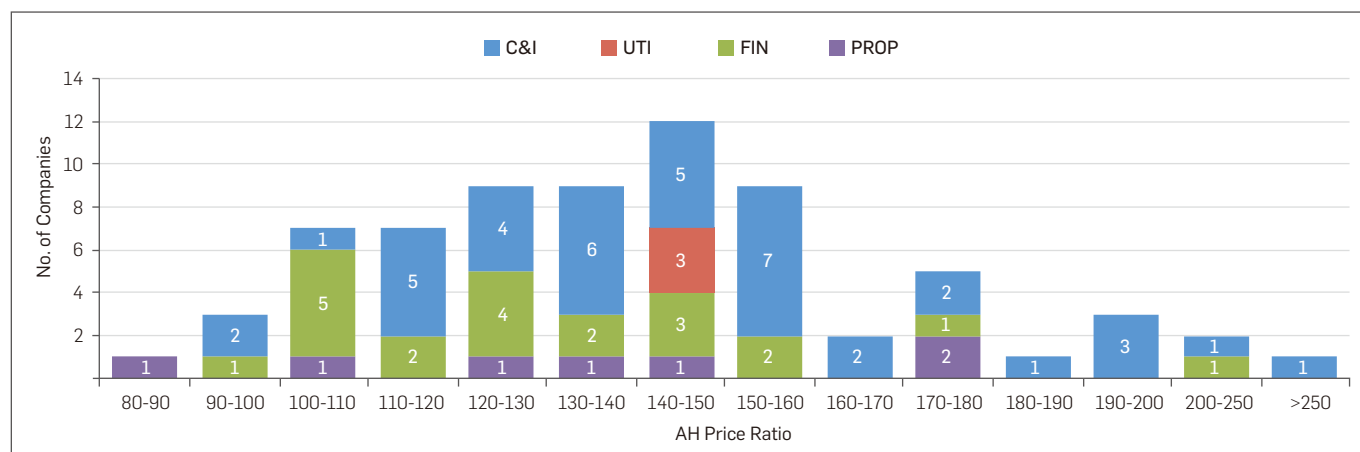
2018Q2 Highlights:

- The Hang Seng Stock Connect China AH Premium Index (“HSAHP”) closed at 118.1 at the end of the second quarter of 2018, indicating that A shares of dual-listed companies were, on average, 18% more expensive than their H share counterparts.
- When compared with the previous quarter, the medians of AH Price Ratio of all industries have dropped, implying a narrowing of the price gap between A shares and H shares in general.

Past 1-year HSAHP Performance



Distribution of AH Price Ratios as at Latest Quarter-end



C&I: Commerce and Industry
FIN: Finance

UTI: Utilities
PROP: Properties

Industry	AH Price Ratio by Industry as at the End of the Latest Two Quarters							
	2018Q2				2018Q1			
	Max.	Min.	Avg.*	Median	Max.	Min.	Avg.*	Median
C&I	284.5	93.2	148.3	143.9	273.1	99.7	161.8	159.5
UTI	149.8	144.9	148.1	149.5	195.9	157.4	172.1	163.0
FIN	239.0	96.1	132.6	125.2	248.5	102.4	141.7	131.0
PROP	178.0	88.1	136.3	134.0	212.2	94.1	160.5	169.4

Based on Hang Seng Index Industry Classification

* Simple average of AH Price Ratio

Index Update

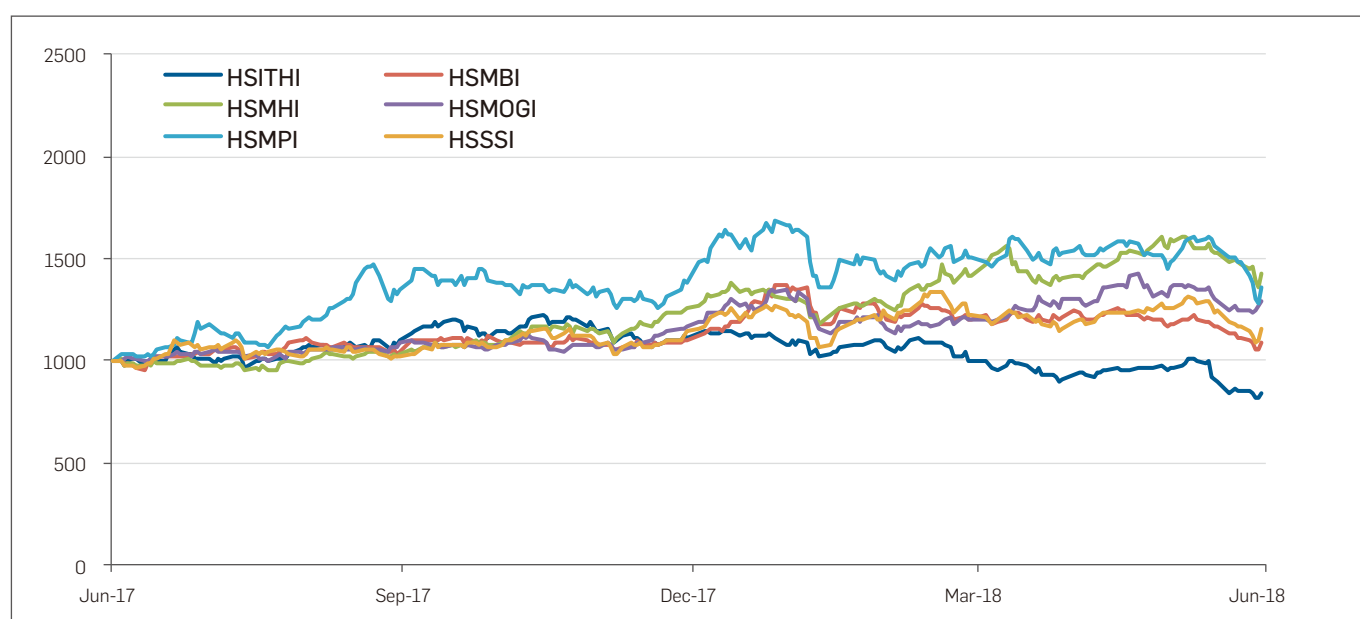
Hang Seng Sector Index Series

Performance of the Hang Seng Sector Index Series

2018Q2 Highlights:

- The Hang Seng Mainland Oil & Gas Index ("HSMOGI") was the best-performing index in the Hang Seng Sector Index Series ("HSSIS"), with a positive return of 7.26%.
- The volatility of the Hang Seng Mainland Properties Index ("HSMPI") was the highest in the series, exceeding 36%.
- The quarterly index movement range of the Hang Seng Mainland Properties Index ("HSMPI") was approximately 1551 index points, the largest in the series.

1-Year Rebased Performance



HSITHI : Hang Seng IT Hardware Index
 HSMBI : Hang Seng Mainland Banks Index
 HSMHI : Hang Seng Mainland Healthcare Index

HSMOGI : Hang Seng Mainland Oil & Gas Index
 HSMPI : Hang Seng Mainland Properties Index
 HSSSI : Hang Seng Software & Services Index

As at 29 June 2018

Index	Index Return			1-year Ann. Vol.	Closing Index Level (a)	Range*	
	3-mth	YTD	1-yr			Index Point (b)	(b/a)%
HSITHI	-14.89%	-23.90%	-15.36%	26.14%	3013.4	691.1	22.93%
HSMBI	-10.06%	-1.36%	8.46%	22.44%	3067.7	564.8	18.41%
HSMHI	0.91%	13.70%	42.96%	25.72%	6082.1	1052.7	17.31%
HSMOGI	7.26%	10.66%	28.91%	22.18%	1945.0	356.7	18.34%
HSMPI	-9.71%	-1.57%	36.35%	36.22%	6359.3	1551.0	24.39%
HSSSI	-5.25%	1.24%	15.79%	26.82%	7803.4	1486.2	19.05%

*Quarter High-Quarter Low

Index Research

Hang Seng Stock Connect Big Bay Area Composite Index – Capturing the Growth Potential of Guangdong-Hong Kong-Macao Big Bay Area

Highlights:

- The Hang Seng Stock Connect Big Bay Area Composite Index ("HSBBAC") tracks economic growth in the Guangdong-Hong Kong-Macao Big Bay Area ("BBA") and provides investors with a tool for identifying investment opportunities in the region.
- The weighting distribution of the index reflects the strategic focus of the cities and Special Administrative Regions ("SARs") in the BBA. For example, Information Technology accounts for a significant weighting of Shenzhen since the city is establishing itself as a centre for innovation. For Hong Kong, a key international financial centre, the Financials sector is well represented.
- The HSBBAC has achieved an overall performance of 49% since 2015, outperforming the flagship indexes of the Hong Kong and mainland China stock markets, implying that the Big Bay Area has experienced solid growth in the period under analysis.

Guangdong-Hong Kong-Macao Big Bay Area

- In March 2017, Chinese Premier Li Keqiang announced a plan for the "development of a city cluster in the Guangdong-Hong Kong-Macao Big Bay Area". The plan is part of China's urbanisation push, under which city clusters will leverage the strength of first-tier cities to boost growth in less-developed ones.
- The 56,500 square kilometre BBA encompasses nine cities (Guangzhou, Shenzhen, Zhuhai, Foshan, Zhongshan, Dongguan, Huizhou, Jiangmen and Zhaoqing) and two SARs (Hong Kong and Macao).
- The aim of the BBA is to combine Hong Kong, Macao and the cities of Guangdong's Pearl River Delta in order to create a region with an economic strength that is comparable to other bay areas around the world, most notably the San Francisco Bay Area, Greater New York and the Tokyo Metropolitan Area. To succeed, the relevant infrastructure, policies and regulations will all have to be in place to ensure people, goods and services are able to flow freely within the area.
- The BBA's nine cities and two SARs have a total population of nearly 67 million. This is significantly higher than the world's current largest city cluster, the Tokyo Metropolitan Area, which has a population of 44 million.
- The BBA's GDP reached USD 1.39 trillion in 2016, slightly higher than the national GDP of Australia in the same year. Current forecasts expect a threefold increase in the BBA's GDP by 2030 to about USD 4.6 trillion, which would likely make the BBA the number one bay area in the world in terms of GDP.
- In view of these factors, the HSBBAC was launched to help investors track market opportunities by providing exposure to a comprehensive BBA investment universe.



Exhibit 1. Map of Guangdong-Hong Kong-Macao BBA
Source: Constitutional and Mainland Affairs Bureau

Index Research

Hang Seng Stock Connect Big Bay Area Composite Index –
Capturing the Growth Potential of Guangdong-Hong Kong-Macao Big Bay Area

Index Characteristics

Exhibit 2. BBA Constituent Company Weighting Distribution

As at 31 May 2018

		Industry										Total	
		Financials	Properties & Construction	Consumer Goods	Information Technology	Consumer Services	Industrials	Utilities	Materials	Conglomerates	Telecommunications		Energy
Headquarter / Primary Centre of Operations	Shenzhen	21.7% (7)	4.9% (16)	3.4% (15)	11.8% (18)	0.7% (6)	3.9% (26)	0.4% (3)	0.4% (7)	0.1% (1)	-	-	47.4% (99)
	Hong Kong	7.7% (10)	11.0% (23)	1.6% (7)	0.4% (1)	1.7% (7)	0.6% (4)	2.7% (4)	0.4% (2)	0.3% (1)	0.4% (5)	-	26.7% (64)
	Guangzhou	0.8% (1)	2.6% (8)	1.9% (10)	0.6% (6)	1.2% (6)	0.2% (4)	0.3% (4)	0.3% (3)	0.05% (1)	-	-	7.9% (43)
	Foshan	0.1% (1)	1.3% (2)	5.7% (4)	0.04% (1)	-	0.2% (2)	-	0.1% (1)	-	-	-	7.4% (11)
	Macao	-	-	-	-	4.4% (6)	-	-	-	-	-	-	4.4% (6)
	Zhuhai	-	0.2% (2)	3.2% (3)	0.1% (1)	-	-	-	-	-	-	-	3.5% (6)
	Dongguan	-	0.03% (1)	0.1% (2)	0.6% (1)	-	0.3% (3)	-	0.1% (1)	-	-	-	1.2% (8)
	Zhongshan	-	-	0.5% (2)	0.1% (2)	-	0.2% (3)	0.1% (1)	-	-	0.03% (1)	-	0.8% (9)
	Huizhou	-	-	0.4% (1)	-	-	0.1% (1)	-	-	-	-	-	0.5% (2)
	Zhaoqing	-	-	-	-	-	0.1% (1)	-	-	-	-	-	0.1% (1)
	Jiangmen	-	-	-	-	-	0.1% (1)	-	-	-	-	-	0.1% (1)
	Total	30.3% (19)	20.0% (52)	16.9% (44)	13.5% (30)	7.9% (25)	5.9% (45)	3.4% (12)	1.3% (14)	0.4% (3)	0.4% (6)	-	100.0% (250)

Relationship between Industry and Headquarters/Primary Centre of Operations

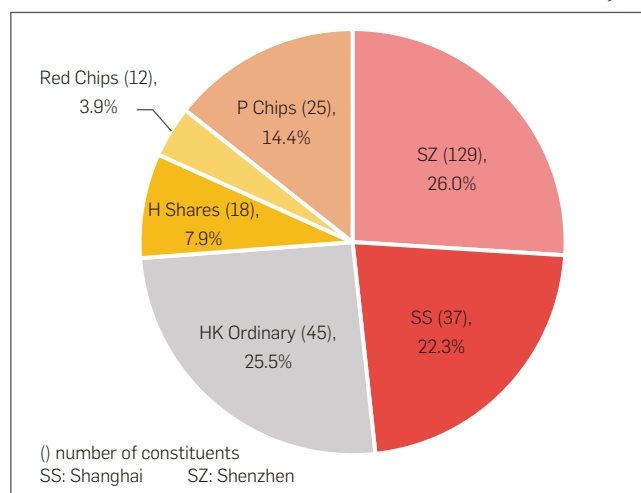
- From a geographical perspective, 99 of the 250 constituent companies as at 31 May 2018 are based in Shenzhen, accounting for the largest weighting in the index (approximately 47%), followed by Hong Kong and Guangzhou, with aggregate weightings of 27% (64 companies) and 8% (43 companies) respectively.
- The largest industry group in terms of the number of constituents is Properties & Construction, with a total of 52 companies. The Properties & Construction industry comprises 20% of the total index weighting.
- As Energy sector companies in the BBA are generally smaller in size, there are currently no companies from this sector included in the index.
- The weighting distribution highlights the strengths and industry focus of each city and SAR within the BBA. Shenzhen, as an innovation and technology hub, has an Information Technology industry focus. Hong Kong is well established as an international financial centre, and therefore naturally has a substantial weighting in the Financials industry. The Consumer Goods sector accounts for a significant proportion of constituents from Guangzhou, Foshan and Zhuhai, as these three cities effectively function as an advanced production and innovation R&D centre. The Consumer Services sector is a focus for Macao as it is well known for tourism.

Share Class Distribution

- With regard to the listing place, Hong Kong-listed stocks and Mainland-listed A-Shares account for 52% and 48% of the index weighting respectively.
- Among the Hong Kong-listed shares, Hong Kong companies account for 26% of the index weighting, while H-shares, P Chips and Red Chips jointly comprise the other 26%.

Exhibit 3. Share class distribution

As at 31 May 2018



Index Research

Hang Seng Stock Connect Big Bay Area Composite Index – Capturing the Growth Potential of Guangdong-Hong Kong-Macao Big Bay Area

Size Distribution

- As at the end of May 2018 the 250 constituent companies had a total market capitalisation of RMB 16 trillion.
- Among the constituents, two companies had a market capitalisation of more than RMB 1,000 billion as at 31 May 2018 and 13% of constituents had market capitalisations exceeding RMB 100 billion.
- The market capitalisations of over 75% of constituent companies were within the range of RMB 5 billion and RMB 50 billion.
- Only five constituent companies had market capitalisations of less than RMB 5 billion.

Exhibit 4. Size distribution (by number of constituent companies)

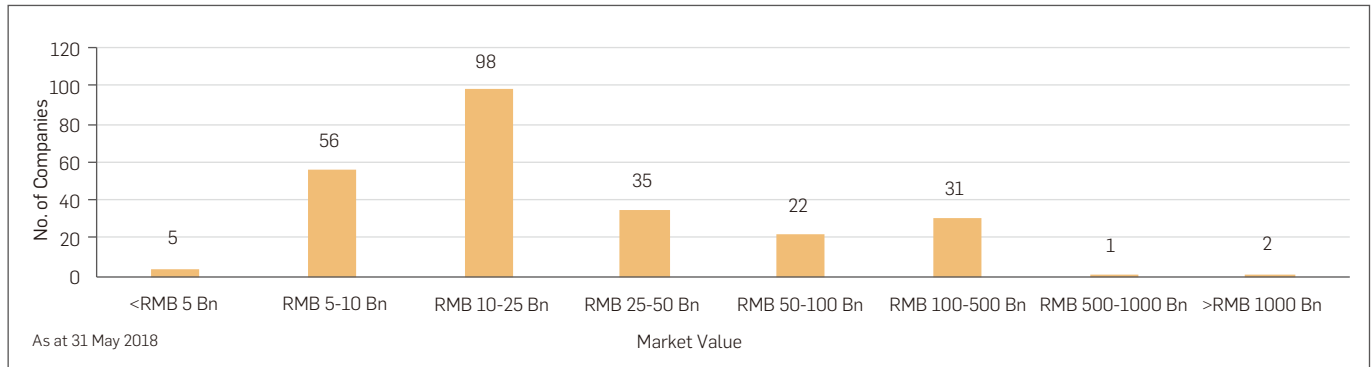
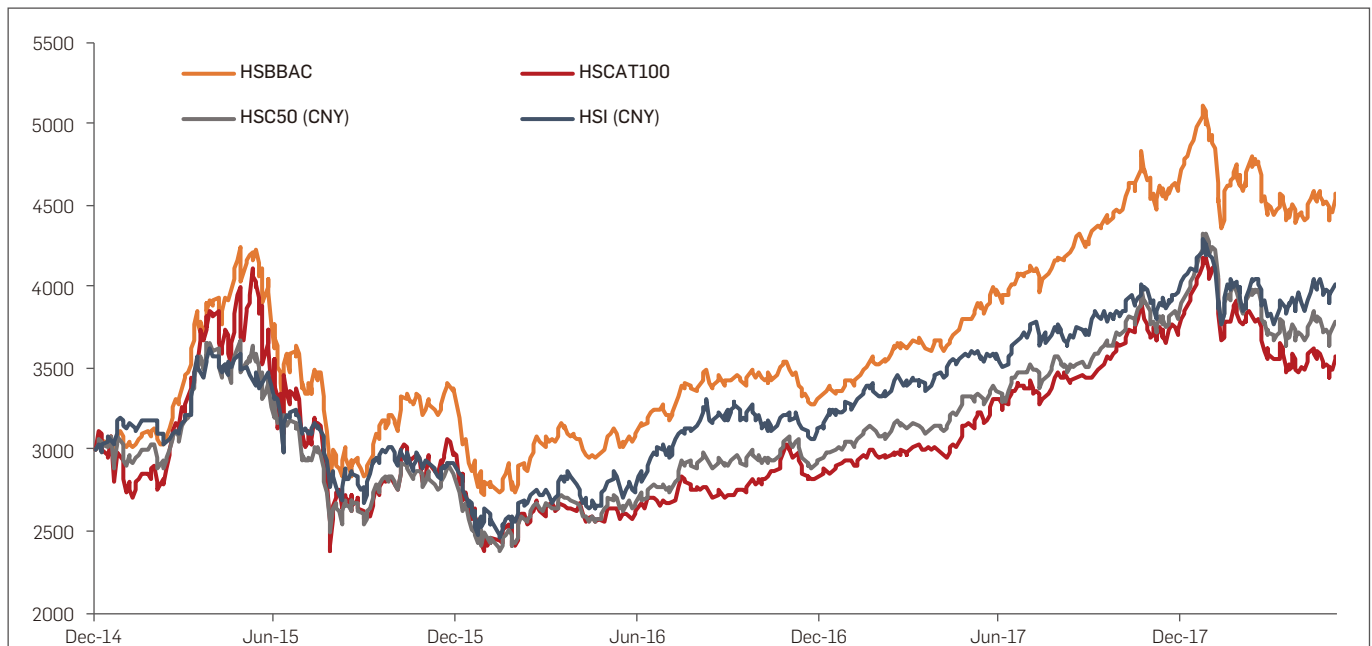


Exhibit 5. Index Performance



		Return (%)					Ann. Vol (%)				
	Indexes	2015	2016	2017	2018 [^]	Overall ^{*^}	2015	2016	2017	2018 [^]	Overall ^{*^}
Return (%)	HSBBAC	12.1	-1.6	39.7	-3.4	49.0	27.6	18.2	11.1	19.2	20.1
	HSCAT100	-1.1	-4.7	32.0	-5.9	17.1	39.0	19.2	10.9	19.2	25.2
	HSC50 CNY	-4.9	3.0	29.9	-3.2	23.2	26.9	16.5	10.8	19.5	19.2
	HSI CNY	-2.9	7.3	26.6	-0.1	31.8	20.5	18.3	11.8	20.3	17.7

* Since 31 Dec 2014

[^] As at 31 May 2018

(1) Hang Seng China A Top 100 Index serves as a benchmark to track the overall performance of the top 100 A-Share companies listed on the Mainland.

(2) The Hang Seng China 50 Index measures the overall performance of the 50 largest China companies (in terms of market capitalisation) listed on Hong Kong and / or Mainland stock exchanges.

Index Research

Hang Seng Stock Connect Big Bay Area Composite Index – Capturing the Growth Potential of Guangdong-Hong Kong-Macao Big Bay Area

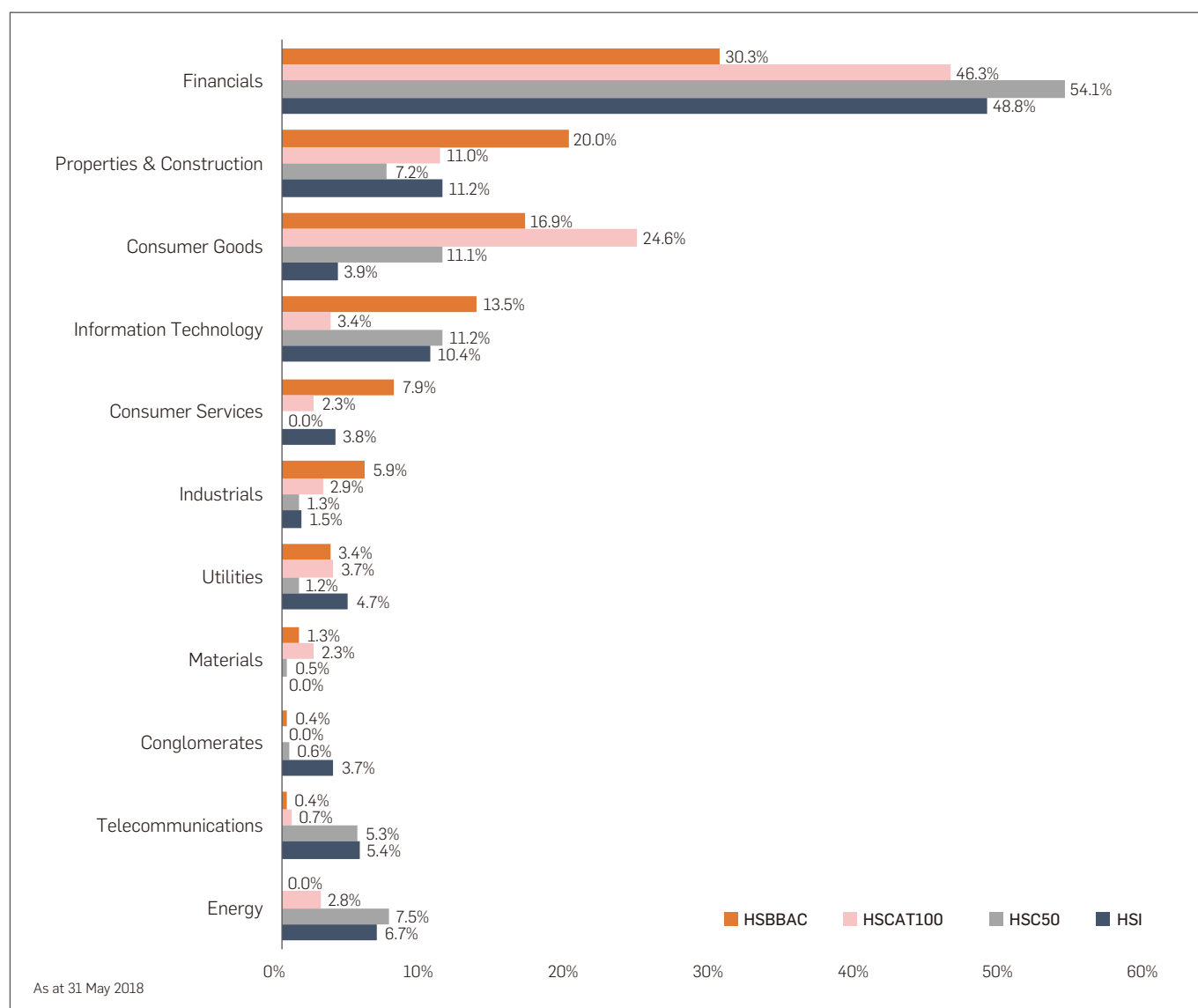
HSBBAC Outperformed Flagship Indexes

- Exhibit 5 compares the performance of the HSBBAC with that of the Hang Seng China A Top 100 Index (“HSCAT100”), the Hang Seng China 50 Index (“HSC50”) and the Hang Seng Index (“HSI”) from 31 December 2014 to 31 May 2018.
- The HSBBAC delivered a better performance than other major indexes in 2015 and 2017. Overall, the HSBBAC delivered a cumulative return of 49.0%, significantly outperforming the other major indexes in the period under analysis.
- The annualised volatility of the HSBBAC was comparable to that of the HSI and the HSC50, and was generally lower than that of the HSCAT100.

Industry Distribution Comparison

- Exhibit 6 displays the industry distribution comparison between the HSBBAC, the HSCAT100, the HSC50 and the HSI as at 31 May 2018.
- Financials, Properties & Construction, Consumer Goods and Information Technology accounted for the majority of the HSBBAC weighting, at 30.3%, 20.0%, 16.9% and 13.5% respectively.
- The industry distribution of the HSBBAC was more diversified. For example, The weighting of Financials within the HSBBAC was around 18 percentage points lower than that of Financials in the HSI.

Exhibit 6. Industry Distribution



Index Research

Hang Seng Stock Connect Big Bay Area Composite Index –
Capturing the Growth Potential of Guangdong-Hong Kong-Macao Big Bay Area

Index Methodology



Constituent List (Top 5 by Headquarters/Primary Centre of Operation)

A Code	HK Code	Name	Wgt (%)	A Code	HK Code	Name	Wgt (%)	A Code	HK Code	Name	Wgt (%)
Shenzhen (99)			47.4	Foshan (11)			7.4	Dongguan (8)			1.2
601318	2318	Ping An	9.6	3333		Midea Group	3.1	2475		LXJM	0.6
	700	Tencent	9.6	603288		Hai Tian	2.5	600673		GDHEC	0.2
600036	3968	CM Bank	6.3		2007	Country Garden	1.3	600183		SYTECH	0.1
2	2202	China Vanke	2.4	600499		Keda	0.1	2317		Zhongshengyaoye	0.1
600030	6030	CITIC Sec	2.4	921	921	Hisense Kelon	0.1	300083		JANUS	0.1
		Others (94)	17.1			Others (6)	0.4			Others (3)	0.1
Hong Kong (64)			26.7	Macao (6)			4.4	Zhongshan (9)			0.8
	388	HKEx	3.3		27	Galaxy Ent	1.8	600872		Jonjee Hi-Tech	0.3
	1113	CK Asset	1.9		1928	Sands China Ltd	1.3	2035		Vatti	0.2
	16	SHK Ppt	1.8		1128	Wynn Macau	0.5	2249		DYDJ	0.1
	11	Hang Seng Bank	1.7		880	SJM Holdings	0.3	685		ZPUG	0.1
	2388	BOC Hong Kong	1.6		200	Melco Int'l Dev	0.2	2512		TWH	0.1
		Others (59)	16.4			Others (1)	0.2			Others (4)	0.2
Guangzhou (43)			7.9	Zhuhai (6)			3.5	Huizhou (2)			0.5
600048		PRE	1.2	651		GREE	2.9	100		TCL	0.4
776	1776	GF Sec	0.8	513	1513	Livzon Pharma	0.3	300014		EVE	0.1
	3333	Evergrande	0.7	600185		GREE Real Estate	0.1	Zhaoqing (1)			0.1
600029	1055	China South Air	0.6	2180		Ninestar	0.1	636		Fenghua	0.1
601238	2238	GAC Group	0.5	300273		Hokai Medical	0.1	Jiangmen (1)			0.1
		Others (38)	4.2			Others (1)	0.1	2600		Ly ltech	0.1

() = number of companies
Data as at 31 May 2018

Index Products

As at 30 June 2018

(Sorted by Fund Inception Date)

Exchange-traded Fund (ETF)			
ETF Name	Listing Places	ETF Manager	UCITS Fund
Hang Seng Index			
Tracker Fund of Hong Kong	Hong Kong	State Street Global Advisors Asia Limited	
Hang Seng Index ETF	Hong Kong	Hang Seng Investment Management Limited	
Lyxor ETF Hong Kong HSI	France, Italy, Germany, Singapore, Switzerland	Lyxor International Asset Management	✓
Reliance ETF Hang BeEs	India	Goldman Sachs Asset Management (India) Private Limited	
ComStage HSI UCITS	Germany, UK, Switzerland	Commerz Derivatives Fund Solutions S.A.	✓
China AMC HSI ETF	Shenzhen	China Asset Management Co., Ltd.	
ChinaAMC SH-HK Stock Connect Hang Seng Index ETF	Shanghai	China Asset Management Co., Ltd.	
China Southern HSI ETF	Shanghai	China Southern Asset Management Co Ltd	
Fuh Hwa Hang Seng ETF	Taiwan	Fuh Hwa Securities Investment Trust Company Limited	
iShares Core Hang Seng Index ETF	Hong Kong	Blackrock Asset Management North Asia Limited	
Hang Seng China Enterprises Index			
Hang Seng China Enterprises Index ETF	Hong Kong	Hang Seng Investment Management Limited	
Lyxor ETF China Enterprise HSCEI	France, Italy, Germany, Spain, Singapore, UK, Switzerland	Lyxor International Asset Management	✓
Samsung KODEX China H ETF	South Korea	Samsung Investment Trust Management Co. Limited	
ComStage HSCEI UCITS	Germany, UK, Switzerland	Commerz Derivatives Fund Solutions S.A.	✓
E Fund HSCEI ETF	Shanghai	E Fund Management Co., Ltd.	
Tiger China H-Share ETF	South Korea	Mirae Asset Global Investments Company Limited	
KB KBSTAR China H-share H ETF	South Korea	KB Asset Management Company Limited	
Fubon Hang Seng H-Share Index ETF	Taiwan	Fubon Asset Management Company Limited	
China Southern HSCEI ETF	Shenzhen	China Southern Asset Management Co Ltd	
Hang Seng Enterprises Futures Index			
Samsung KODEX China H Inverse Future ETF	South Korea	South Korea Samsung Asset Management Co. Ltd	
KBSTAR China H-Share Futures Inverse (H) ETF	South Korea	KB Asset Management Company Limited	
Hang Seng HK 35			
Amundi Hang Seng HK 35 Index ETF	Hong Kong	Amundi Hong Kong Limited	
Hang Seng China (Hong Kong-listed) 25 Index			
Mirae Asset MAPS TIGER China ETF	South Korea	Mirae Asset Global Investments	
Hang Seng High Dividend Yield Index			
Mirae Asset Horizons Hang Seng High Dividend Yield ETF	Hong Kong	Mirae Asset Global Investments (HK) Ltd	
Horizons China High Dividend Yield Index ETF	Canada	Horizons ETFs Management (Canada) Inc.	
Hang Seng China A Industry Top Index			
Hang Seng China A Industry Top Index ETF	Hong Kong	Hang Seng Investment Management Limited	
Hang Seng Stock Connect Hong Kong SmallCap Index			
ChinaAMC Hang Seng Stock Connect Hong Kong SmallCap Index ETF	Hong Kong	China Asset Management (Hong Kong) Limited	
Leveraged and Inverse Products (L&I)			
ETF Name	Listing Places	ETF Manager	
Hang Seng Index			
ChinaAMC Direxion HSI Daily (-1x) Inverse Product	Hong Kong	China Asset Management (Hong Kong) Limited	
ChinaAMC Direxion HSI Daily (2x) Leveraged Product	Hong Kong	China Asset Management (Hong Kong) Limited	
CSOP HSI Daily (-1x) Inverse Product	Hong Kong	CSOP Asset Management Co., Ltd	
CSOP HSI Daily (2x) Leveraged Product	Hong Kong	CSOP Asset Management Co., Ltd	
Mirae Asset Horizons HSI Daily (-1x) Inverse Product	Hong Kong	Mirae Asset Global Investments (HK) Ltd	
Mirae Asset Horizons HSI Daily (2x) Leveraged Product	Hong Kong	Mirae Asset Global Investments (HK) Ltd	
Samsung HSI Daily (-1x) Inverse Product	Hong Kong	Samsung Asset Management Co. Ltd	
Samsung HSI Daily (2x) Leveraged Product	Hong Kong	Samsung Asset Management Co. Ltd	
E Fund Yuanta HSI Daily (-1x) Inverse Product	Hong Kong	E Fund Management (Hong Kong) Co., Ltd.	
E Fund Yuanta Hang Seng Index Daily (2x) Leveraged Product	Hong Kong	E Fund Management (Hong Kong) Co., Ltd.	
Hang Seng China Enterprises Index			
ARIRANG Synth-China H Leverage ETF	South Korea	Hanwha Asset Management Co. Ltd	
Samsung KODEX China H Leverage ETF	South Korea	Samsung Asset Management Co. Ltd	
ChinaAMC Direxion HSCEI Daily (-1x) Inverse Product	Hong Kong	China Asset Management (Hong Kong) Limited	
ChinaAMC Direxion HSCEI Daily (2x) Leveraged Product	Hong Kong	China Asset Management (Hong Kong) Limited	
CSOP HSCEI Daily (-1x) Inverse Product	Hong Kong	CSOP Asset Management Co., Ltd	
CSOP HSCEI Daily (2x) Leveraged Product	Hong Kong	CSOP Asset Management Co., Ltd	
Mirae Asset Horizons HSCEI Daily (-1x) Inverse Product	Hong Kong	Mirae Asset Global Investments (HK) Ltd	
Mirae Asset Horizons HSCEI Daily (2x) Leveraged Product	Hong Kong	Mirae Asset Global Investments (HK) Ltd	
Samsung HSCEI Daily (-1x) Inverse Product	Hong Kong	Samsung Asset Management Co. Ltd	
Samsung HSCEI Daily (2x) Leveraged Product	Hong Kong	Samsung Asset Management Co. Ltd	
HSI Short Index			
Fuh Hwa Daily Hang Seng Inversed ETF	Taiwan	Fuh Hwa Securities Investment Trust Company Limited	
HSI Leveraged Index			
Fuh Hwa Daily Hang Seng Leveraged 2X ETF	Taiwan	Fuh Hwa Securities Investment Trust Company Limited	
HSCEI Short Index			
China Bear -1x HSCEI ETF	Japan	Simplex Asset Management Co., Ltd.	
Fubon Hang Seng H-Share Inverse Index ETF	Taiwan	Fubon Asset Management Company Limited	
HSCEI Leveraged Index			
China Bull 2x HSCEI ETF	Japan	Simplex Asset Management Co., Ltd.	
Fubon Hang Seng H-Share Leveraged Index ETF	Taiwan	Fubon Asset Management Company Limited	
Exchange-traded Note (ETN)			
ETN Name	Listing Places	ETN Manager	
Hang Seng Index			
Psagot HSI ETN	Israel	Psagot Investment House	
Haret Sal HSI ETN	Israel	Haret-Sal Ltd	
Hang Seng China Enterprises Index			
Index HSCEI ETN	Israel	Tachlit Index Sal Ltd	
KSM HSCEI ETN	Israel	KSM Sal Indices Certificates Ltd.	
HSI Leveraged Index			
Next Notes HSI Leveraged ETN	Japan	Nomura Asset Management Co., Ltd.	
HSI Short Index			
Next Notes HSI Short ETN	Japan	Nomura Asset Management Co., Ltd.	
HSCEI Short Index			
TRUE HSCEI Short Index ETN (H)	South Korea	Korea Investment & Securities Co., Ltd	
Classification Fund			
Fund Name	Listing Places	Fund Manager	
Hang Seng Index			
Huitianfu Hang Seng Index Fund	Shenzhen	China Universal Asset Management Co., Ltd.	
Hang Seng China Enterprises Index			
Yinhua Hang Seng China Enterprises Index Fund	Shenzhen	Yinhua Fund Management Co. Ltd.	
Listed Open-ended Fund (LOF)			
Fund Name	Listing Places	Fund Manager	
Hang Seng Index			
Da Cheng Hang Seng Index Fund	Shenzhen	Da Cheng Fund Management Company Limited	
Hang Seng China Enterprises Index			
Harvest Hang Seng China Enterprises Index Securities Investment Fund	Shenzhen	Harvest Fund Management Co., Ltd.	
Hang Seng Composite MidCap & SmallCap Index			
Da Cheng Hang Seng MidCap & SmallCap Index Fund	Shenzhen	Da Cheng Fund Management Company Limited	
Hang Seng Composite MidCap Index			
GF Hang Seng MidCap Index Fund	Shanghai	GF Fund Management Co., Ltd.	

Index Products

As at 30 June 2018

(Sorted by Fund Inception Date)

Hang Seng Composite SmallCap Index		
E Fund Hong Kong Hang Seng Composite SmallCap Index Fund	Shenzhen	E Fund Management Company Limited
Hang Seng China (Hong Kong-listed) 25 Index		
Fortune SG Hong Kong Stock Through Hang Seng China 25 Index Fund	Shenzhen	Fortune SG Asset Management Co., Ltd.
Hang Seng China Enterprises Smart Index		
China Southern Hang Seng China Enterprise Prudent Index Fund	Shenzhen	China Southern Asset Management Co., Ltd.
Hang Seng HK 35		
Hwabao Hang Seng HK 35 Index Fund	Shenzhen	Hwabao WP Fund Management Co., Ltd.
Mandatory Provident Fund (MPF)		
MPF Name	Sponsor/Trustee	
Hang Seng Index		
BOCI-Prudential Hong Kong Tracking Fund	BOCI-Prudential Trustee Limited	
BCT (Pro) Hang Seng Index Tracking Fund	Bank Consortium Trust Company Limited	
BCOM HSI Tracking (CF) Fund	Bank of Communications Trustee Limited	
BEA Hong Kong Tracker Fund	Bank of East Asia (Trustees) Limited	
Hang Seng Index Tracking Fund	HSBC Provident Fund Trustee (Hong Kong) Limited	
Invesco Hang Seng Index Tracking Fund	Invesco Hong Kong Limited	
Principal Hang Seng Index Tracking Fund	Principal Trust Company (Asia) Limited	
Fidelity Hong Kong Tracker Fund	FIL Investment Management (Hong Kong) Limited	
Manulife MPF Hang Seng Index Tracking Fund	Manulife Provident Funds Trust Company Limited	
Hang Seng China Enterprises Index		
Hang Seng China Enterprises Index Fund	HSBC Provident Fund Trustee (Hong Kong) Limited	
BEA China Tracker Fund	Bank of East Asia (Trustees) Limited	
Index Fund		
Fund Name	Offering Places	Fund Manager
Hang Seng Index		
Voya Hang Seng Index Portfolio	USA	ING Investment Management Co. and ING Investments, LLC
Hong Kong Hang Seng Index Fund	Japan	Sumitomo Mitsui Asset Management Company Limited
Hang Seng Index Fund	Hong Kong	Hang Seng Investment Management Limited
Hang Seng Index Leveraged 150 Fund	Hong Kong	Hang Seng Investment Management Limited
Hang Seng China Enterprises Index		
MiraeAsset Indexro China H Leverage Master Fund	South Korea	Mirae Asset Global Investments Co., Ltd.
MiraeAsset MAPS China H Index Equity Trust I	South Korea	Mirae Asset Global Investments Co., Ltd.
Hang Seng China Enterprises Index Leveraged 150 Fund	Hong Kong	Hang Seng Investment Management Limited
KB China HSCEI (H) Index Securities Fund	South Korea	KB Asset Management Co., Ltd.
Hang Seng China A Industry Top Index		
HSBC Jintrust Hang Seng China A Industry Top Index Fund	PRC	HSBC JinTrust Fund Management Company Limited
Hang Seng Composite MidCap Index		
Hang Seng HK MidCap Index Fund	Hong Kong	Hang Seng Investment Management Limited
Hang Seng China 50 Index		
Hang Seng China 50 Index Fund	Hong Kong	Hang Seng Investment Management Limited
Hang Seng Corporate Sustainability Index		
Hang Seng Corporate Sustainability Index Fund	Hong Kong	Hang Seng Investment Management Limited
Hang Seng SCHK High Dividend Low Volatility Index		
Hang Seng Qianhai SCHK High Dividend Low Volatility Index Fund	PRC	Hang Seng Qianhai Fund Management Limited

Futures & Options

Indexes	Daily Average Volume*					Open Interest				
	2018			2017	2016	2018			2017	2016
	Apr	May	Jun			Apr	May	Jun		
Futures										
Hang Seng Index	261,772	239,703	260,830	187,755	140,929	135,731	120,537	125,672	146,632	124,918
Hang Seng China Enterprises Index	147,647	129,710	155,661	119,885	137,673	281,191	283,972	356,972	234,623	322,904
Dividend Point Indexes# - Hang Seng Index	74	62	25	111	65	12,126	11,976	12,025	9,052	4,621
Dividend Point Indexes# - Hang Seng China Enterprises Index	802	548	1228	624	2,386	93,790	95,155	102,890	72,636	109,112
HSI Volatility Index^	-	-	-	-	-	-	-	-	-	-
Options										
Hang Seng Index	51,195	42,092	50,947	51,442	39,025	388,377	394,716	345,610	345,906	252,082
Hang Seng China Enterprises Index	79,881	75,535	109,898	68,682	79,076	2,920,536	3,129,108	2,792,841	1,983,378	2,078,923

Source: Hong Kong Exchanges and Clearing Ltd.

* Include both Standard and Mini futures/options. 1 Standard = 5 Mini

Dividend Point Indexes futures was launched on 1 Nov 2010

^ VHSI Futures was launched on 20 Feb 2012

Warrants & Callable Bull/Bear Contracts ("CBBCs")

Indexes	Daily Average Turnover (HKD 'Mn)				
	2018			2017	2016
	Apr	May	Jun		
Warrants					
Hang Seng Index - linked	2,109	1,530	1,702	1,196	2,527
Hang Seng China Enterprises Index - linked	193	107	43	98	252
CBBCs					
Hang Seng Index - linked	5,887	3,713	4,658	4,012	5,260
Hang Seng China Enterprises Index - linked	100	60	58	46	125

Source: Hong Kong Exchanges and Clearing Ltd.

Index Performance

As at 29 June 2018

	Level	Change (%)						1-Year		PE Ratio (Times)				
		3-Month	YTD	1-Year	3-Year	5-Year	2015	2016	2017		2018	Annualised		
												Return (%)	Volatility (%)	Dividend Yield (%)
HONG KONG-LISTED														
Hang Seng Index	28,955.11	(3.78)	(3.22)	12.38	10.31	39.19	0.39	(7.16)	3.32	6.84	16.29	3.7	12.2	
Sub-indices														
Hang Seng Finance Sub-index	39,361.86	(4.63)	(3.59)	12.13	4.00	34.35	34.71	(0.88)	1.32	6.08	18.41	3.9	11.1	
Hang Seng Utilities Sub-index	55,143.74	(3.04)	(0.92)	(1.86)	2.39	8.55	11.23	(2.11)	0.79	1.65	10.09	7.8	17.2	
Hang Seng Properties Sub-index	38,780.80	(3.08)	(3.26)	11.30	10.35	36.38	38.28	(3.06)	3.34	6.40	16.57	3.3	6.8	
Hang Seng Commerce & Industry Sub-index	17,606.82	(2.95)	(3.03)	15.18	19.76	51.08	40.91	2.89	6.19	8.60	17.85	3.1	18.5	
Hang Seng Composite Index	3,978.97	(4.32)	(3.90)	12.74	9.59	39.12	38.26	(0.89)	3.10	6.83	16.39	3.4	12.5	
Hang Seng Composite Industry Indexes														
Energy	9,725.05	7.54	12.52	27.86	(3.00)	(9.11)	11.37	14.27	(31.33)	(1.01)	(1.89)	22.60	5.0	16.2
Materials	6,233.19	(10.86)	(10.69)	1.08	(1.51)	23.96	30.49	21.02	(18.68)	(0.51)	4.39	28.17	3.3	11.7
Industrials	1,520.61	(4.02)	(0.53)	18.01	2.52	54.83	39.04	(7.59)	(5.74)	0.83	9.14	19.07	3.1	13.1
Consumer Goods	5,811.92	(2.13)	(1.86)	24.99	18.29	29.62	(6.46)	(10.29)	(11.09)	5.76	5.33	18.40	2.3	20.8
Consumer Services	4,239.93	(4.87)	(2.75)	13.78	14.87	4.54	39.69	3.62	(23.92)	4.73	0.89	18.68	2.1	24.5
Telecommunications	1,506.65	(2.11)	(10.40)	(14.17)	(27.22)	(11.44)	(0.96)	(5.98)	(5.12)	(10.05)	(2.40)	14.76	7.4	13.1
Utilities	7,584.98	(0.75)	2.63	5.54	(3.70)	15.26	15.66	(7.44)	(8.14)	(1.25)	2.88	10.79	5.2	15.6
Financials	3,994.93	(5.82)	(6.91)	7.45	(2.83)	29.71	31.22	(3.06)	(10.01)	(0.95)	5.34	17.80	4.1	10.9
Properties & Construction	4,092.38	(5.82)	(6.21)	14.56	20.19	46.59	48.84	(1.84)	(2.57)	6.32	7.95	19.61	3.7	6.7
Information Technology	13,471.10	(4.77)	(5.20)	31.45	99.19	307.19	92.31	18.25	22.34	25.82	32.42	27.12	0.6	40.2
Conglomerates	2,440.65	(7.51)	(10.41)	(8.24)	(22.77)	0.84	13.29	(15.44)	3.88	0.17	13.61	3.6	7.7	
Hang Seng Composite Size Indexes														
Hang Seng Composite LargeCap Index	2,436.91	(3.61)	(2.96)	14.25	14.77	42.96	40.33	0.44	(8.24)	4.70	7.41	16.45	3.5	12.6
Hang Seng Composite LargeCap & MidCap Index*	4,135.71	(4.31)	(4.17)	12.67	11.19	40.81	39.22	(0.46)	(7.50)	3.60	7.09	16.46	3.5	12.4
Hang Seng Composite MidCap Index	4,916.78	(7.70)	(10.02)	5.05	(4.85)	29.80	33.47	(4.26)	(4.30)	(1.64)	5.36	18.25	3.4	11.6
Hang Seng Composite MidCap & SmallCap Index*	3,193.25	(6.98)	(7.41)	7.05	(7.48)	25.22	30.23	(5.19)	(5.05)	(2.56)	4.60	17.86	3.2	11.9
Hang Seng Composite SmallCap Index	2,309.21	(4.58)	1.50	13.34	(15.79)	10.95	19.16	(8.23)	(7.40)	(5.57)	2.10	17.64	2.7	13.1
Hang Seng Foreign Companies Composite Index	2,549.80	(15.41)	(13.49)	(0.72)	0.75	4.91	34.51	19.09	(29.05)	0.25	0.96	15.34	2.7	23.5
Hang Seng Global Composite Index	4,013.28	(4.59)	(4.12)	12.30	9.10	38.55	38.07	(1.31)	(7.62)	2.95	6.74	16.15	3.4	12.7
Hang Seng Corporate Sustainability Benchmark Index	2,922.19	(5.27)	(5.26)	10.04	7.65	42.74	34.93	0.75	(5.76)	2.49	7.38	16.00	4.2	10.5
Hang Seng China Enterprises Index	11,073.00	(7.71)	(5.43)	6.83	(14.70)	18.92	24.64	(2.75)	(19.39)	(5.16)	3.53	19.88	4.2	9.0
Hang Seng China-Affiliated Corporations Index	16,927.03	(0.73)	(1.12)	9.27	(10.26)	8.63	23.36	(11.45)	(6.85)	(3.54)	1.67	16.44	3.6	12.2
Hang Seng China H-Financials Index	8,669.22	(10.73)	(9.48)	2.54	(17.57)	31.33	25.54	(5.02)	(14.88)	(6.24)	5.60	21.26	4.1	7.6
Hang Seng China (Hong Kong-listed) 100	8,669.22	(5.15)	(2.97)	17.00	7.58	45.03	39.53	(1.29)	(10.61)	2.47	7.72	19.25	3.5	11.1
Hang Seng China (Hong Kong-listed) 25	10,086.17	(6.20)	(3.79)	14.92	1.61	40.29	34.83	(0.78)	(11.89)	0.53	7.00	20.03	4.0	10.6
Hang Seng H40 Reference Index	2,734.09	(8.70)	(6.60)	5.51	(15.75)	17.45	24.64	(2.75)	(19.39)	(5.55)	3.27	19.96	4.3	8.4
Hang Seng HK 35	3,213.47	(3.42)	(4.78)	6.06	10.54	29.56	32.11	0.21	(4.98)	3.40	5.32	12.69	3.9	11.6
Hang Seng REIT Index	7,346.08	(1.62)	(2.20)	5.38	19.41	28.97	21.41	4.69	0.69	6.09	5.22	8.21	5.8	5.2
Hang Seng Corporate Sustainability Index	3,169.56	(4.79)	(5.44)	3.25	(4.49)	35.18	24.30	(2.98)	(3.58)	(1.52)	6.21	13.51	5.0	9.6
Hang Seng High Dividend Yield Index	1,203.14	(9.23)	(3.22)	10.00	9.22	35.48	35.02	(1.56)	(4.75)	2.98	6.26	16.97	7.2	8.3
Hang Seng Low Volatility Index	8,685.66	(1.00)	0.24	6.16	3.70	29.42	18.65	0.05	(6.88)	1.22	5.29	10.91	4.1	8.4
Hang Seng High Beta Index	5,546.61	(11.85)	(10.64)	6.53	(19.67)	21.85	33.01	(11.71)	(15.09)	(7.04)	4.03	26.51	3.3	9.6
Hang Seng Sector Index Series														
Hang Seng IT Hardware Index	3,013.36	(14.89)	(23.90)	(15.36)	(10.24)	5.46	41.29	6.38	(7.47)	(3.54)	1.07	26.14	3.8	17.0
Hang Seng Mainland Banks Index	3,067.67	(10.06)	(1.36)	8.46	(9.41)	34.54	19.79	2.14	(17.53)	(3.24)	6.11	22.44	5.0	6.2
Hang Seng Mainland Healthcare Index	6,082.11	0.91	13.70	42.96	56.76	135.31	55.20	(6.87)	1.02	16.17	18.67	25.72	1.3	23.2

* The Hang Seng Composite LargeCap & MidCap Index aims at reflecting the overall performance of LargeCap & MidCap sectors and the Hang Seng Composite MidCap & SmallCap Index aims at reflecting the overall performance of MidCap & SmallCap sectors.

Index Performance

As at 29 June 2018

	Change (%)										1-Year			PE Ratio (Times)
	Level	3-Month	YTD	1-Year	3-Year	5-Year	2017	2016	2015	Annualised		Dividend Yield (%)		
										Return (%)	Volatility (%)			
Hang Seng Mainland Oil & Gas Index	1,944.98	7.26	10.66	28.91	(7.00)	(24.27)	11.78	6.28	(25.39)	(2.39)	(5.41)	22.18	4.5	20.4
Hang Seng Mainland Properties Index	6,359.29	(9.71)	(1.57)	36.35	67.81	94.42	109.30	(13.15)	11.16	18.83	14.22	36.22	3.3	8.0
Hang Seng Software & Services Index	7,803.39	(5.25)	1.24	15.79	8.14	114.19	39.65	(5.80)	39.43	2.64	16.46	26.82	0.8	36.7
Hang Seng Consumer Goods & Services Index	3,368.94	(4.37)	(6.51)	17.24	13.13	10.49	49.44	(1.49)	(19.05)	4.20	2.02	17.60	2.6	20.9
Hang Seng Healthcare Index	5,556.11	2.05	17.26	46.57	38.58	91.41	43.23	(11.06)	(3.21)	11.49	13.87	24.37	1.1	27.4
Hang Seng Internet & Information Technology Index	4,019.65	(5.71)	(10.93)	5.20	3.19	39.80	34.54	6.20	1.79	1.05	6.93	23.06	1.7	30.7
Hang Seng Stock Connect Hong Kong Index	3,697.55	(4.33)	(3.89)	13.11	10.67	-	39.30	(0.63)	(7.36)	3.44	-	16.75	3.4	12.9
Hang Seng Stock Connect Hong Kong MidCap & SmallCap Index	3,331.95	(7.15)	(8.35)	7.13	(5.99)	-	34.82	(5.45)	(4.93)	(2.04)	-	19.10	3.1	12.2
Hang Seng Stock Connect Hong Kong SmallCap Index	3,083.86	(3.54)	2.82	15.66	(16.47)	-	21.72	(9.78)	(8.96)	(5.82)	-	19.64	2.5	13.5
Hang Seng SCHK Mainland China Banks Index	2,903.56	(9.41)	(1.40)	5.60	(12.32)	-	14.18	(0.27)	(13.79)	(4.29)	-	21.57	5.0	5.8
Hang Seng SCHK High Dividend Low Volatility Index	4,070.49	(5.99)	(5.04)	1.43	(2.29)	26.23	25.93	0.60	(10.51)	(0.77)	4.77	14.32	5.2	9.0
Hang Seng SCHK HK Companies Index	3,512.03	(3.79)	(5.20)	4.88	7.12	-	31.20	(1.11)	(4.81)	2.32	-	12.93	3.8	13.8
Hang Seng SCHK Mainland China Companies Index	3,704.73	(5.35)	(3.18)	16.47	8.29	-	40.03	(1.07)	(7.93)	2.69	-	19.18	3.3	11.5
Hang Seng SCHK ex-AH Companies Index	3,975.70	(2.63)	(2.93)	14.32	17.77	-	41.92	(1.33)	(2.50)	5.60	-	15.74	3.2	15.0
Hang Seng SCHK New Economy Index	4,132.16	(4.80)	(6.45)	12.96	21.17	-	49.34	(0.70)	(0.71)	6.61	-	19.54	2.4	19.8
Hang Seng SCHK Quality Growth Low Volatility Index	4,669.13	(7.02)	(4.50)	14.42	10.64	58.47	37.17	(0.91)	(2.50)	3.43	9.64	18.11	4.0	10.3
HSI Volatility Index	20.45	(21.77)	40.07	45.97	(6.62)	1.39	(13.56)	(8.66)	5.42	(2.26)	0.28	89.91	-	-
Hang Seng Risk Adjusted Index Series														
Hang Seng Risk Adjusted Index - HSI 20%	75,958.11	(2.70)	(2.54)	15.10	16.90	57.47	41.04	1.85	(5.30)	5.34	9.51	15.81	-	-
Hang Seng Risk Adjusted Index - HSCI 25%	17,542.28	(6.32)	(4.38)	9.98	(7.60)	36.53	29.12	(0.67)	(16.78)	(2.60)	6.43	19.47	-	-
Hang Seng Short & Leveraged Index Series														
Short Indexes														
HSI Short Index	4,929.42	1.96	(0.09)	(16.07)	(26.05)	(48.03)	(30.09)	(7.67)	(0.52)	(9.57)	(12.27)	16.14	-	-
HSCI Short Index	779.55	5.65	1.41	(13.12)	(8.76)	(44.76)	(24.52)	(6.87)	11.41	(3.01)	(11.19)	19.80	-	-
Hang Seng H-Fin Short Index	416.54	9.33	5.80	(9.68)	(6.55)	(51.51)	(25.10)	(5.02)	4.31	(2.23)	(13.48)	21.19	-	-
HSI 2x Short Index	368.58	2.97	(2.38)	(31.82)	(51.06)	(77.06)	(51.97)	(18.08)	(5.55)	(21.20)	(25.51)	32.19	-	-
HSCI 2x Short Index	2,125.63	10.29	(0.22)	(27.97)	(99.29)	(76.52)	(44.54)	(18.18)	14.69	(80.78)	(25.16)	39.55	-	-
Hang Seng H-Fin 2x Short Index	688.28	18.02	8.31	(22.61)	(99.26)	(82.52)	(45.62)	(14.81)	(0.59)	(80.53)	(29.45)	42.37	-	-
Leveraged Indexes														
HSI Leveraged Index	23,032.79	(8.31)	(8.49)	22.14	8.69	64.32	81.80	(3.17)	(17.79)	2.82	10.44	32.73	-	-
HSCI Leveraged Index	5,717.53	(13.87)	(13.33)	8.85	(38.04)	8.92	51.31	(10.84)	(39.97)	(14.75)	1.72	39.89	-	-
Hang Seng H-Fin Leveraged Index	12,136.45	(21.34)	(20.82)	(0.30)	(42.70)	28.58	52.93	(14.87)	(33.87)	(16.94)	5.16	42.64	-	-
Hang Seng Equal Weighted Index	1,837.94	(3.14)	(2.78)	9.63	0.47	21.94	31.17	(3.94)	(10.59)	0.16	4.05	14.51	4.2	11.4
Hang Seng China Enterprises Equal Weighted Index	2,158.47	(6.62)	(6.62)	1.05	(20.42)	11.18	18.81	(4.74)	(20.15)	(7.33)	2.14	18.17	3.6	9.5
Hang Seng Futures Index Series														
Hang Seng Futures Index	34,087.13	(2.75)	(2.40)	14.82	18.40	57.96	39.52	3.30	(5.84)	5.79	9.57	16.77	-	-
Hang Seng Futures RMB FX Index	33,286.67	(7.94)	(3.70)	17.98	11.78	47.53	50.31	(2.45)	(11.35)	3.78	8.09	18.14	-	-
Hang Seng China Enterprises Futures Index	12,999.85	(6.87)	(4.65)	9.49	(8.30)	33.69	28.27	(0.10)	(17.99)	(2.85)	5.98	20.04	-	-
Hang Seng China Enterprises Futures RMB FX Index	12,680.13	(11.86)	(5.96)	12.49	(13.48)	24.65	38.21	(5.69)	(22.80)	(4.71)	4.51	21.29	-	-
HSCEI Futures Short Index	10,000.07	17.72	20.10	5.27	13.13	(29.17)	(22.15)	(5.16)	12.80	4.20	(6.67)	19.99	-	-
HSCEI Futures 2x Leveraged Index	10,836.37	(5.93)	2.40	35.75	(14.45)	66.12	64.12	(5.51)	(37.85)	(5.07)	10.68	40.29	-	-
Currency Hedged Indexes														
HSI RMB Hedged Index	1,340.71	(3.38)	(2.18)	15.33	19.61	46.45	41.61	4.67	(14.08)	6.15	7.93	16.26	-	-
HSI EUR Hedged Index	1,148.04	(4.12)	(4.29)	10.17	5.84	32.66	33.69	(0.94)	(7.38)	1.91	5.82	16.29	-	-
HSI GBP Hedged Index	1,185.74	(3.92)	(3.93)	11.43	7.87	36.22	35.27	(0.16)	(7.68)	2.56	6.38	16.33	-	-

Index Performance

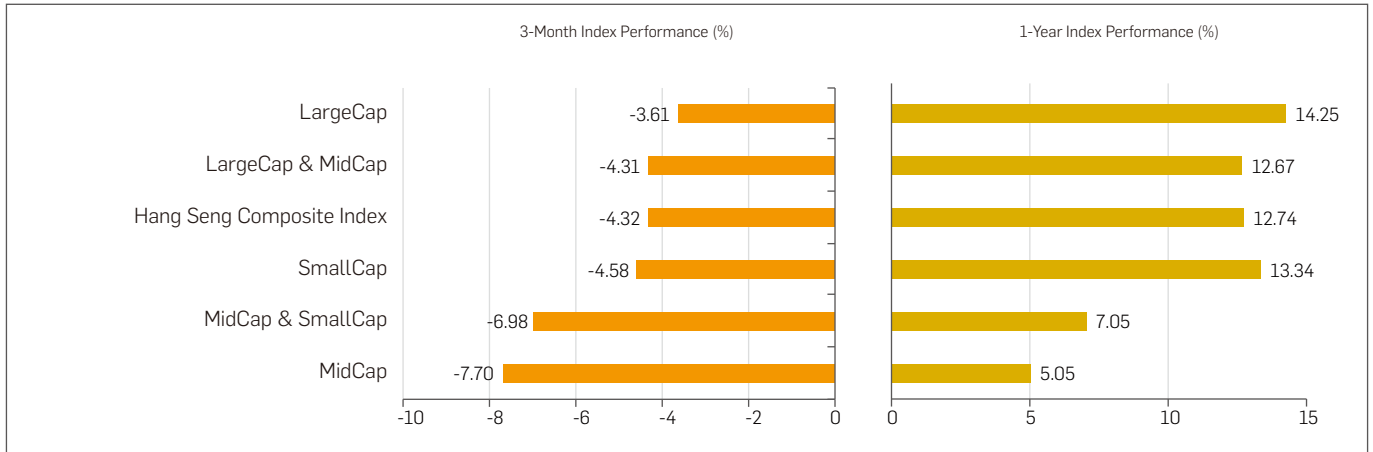
As at 29 June 2018

	Change (%)										1-Year		
	Level	3-Month	YTD	1-Year	3-Year	5-Year	Annualised Return (%)			Volatility (%)	Dividend Yield (%)	PE Ratio (Times)	
							2015	2016	2017				
HSI JPY Hedged Index	1,173.44	(4.09)	(4.02)	10.74	6.88	33.61	34.31	(0.76)	(7.52)	2.24	5.97	16.30	-
HSCEI RMB Hedged Index	1,002.49	(7.40)	(4.61)	9.40	(7.77)	24.85	29.88	1.43	(25.59)	(2.66)	4.54	19.81	-
HSCEI EUR Hedged Index	859.15	(8.10)	(6.72)	4.55	(18.29)	13.33	22.85	(4.05)	(19.95)	(6.51)	2.53	19.86	-
HSCEI GBP Hedged Index	881.80	(7.93)	(6.44)	5.81	(17.04)	15.76	24.50	(3.73)	(20.13)	(6.04)	2.97	19.95	-
HSCEI JPY Hedged Index	886.78	(8.04)	(6.36)	5.11	(17.29)	15.28	23.03	(3.53)	(19.67)	(6.13)	2.88	19.92	-
CROSS MARKET-LISTED													
Hang Seng China 50 Index	8,162.44	(9.80)	(8.71)	8.26	(0.15)	55.96	38.50	(3.74)	(9.21)	(0.05)	9.30	16.71	3.4
Hang Seng China AH Premium Index	118.13	(6.93)	(9.37)	(7.26)	(11.57)	10.91	6.54	(12.45)	8.03	(4.02)	2.09	15.80	-
Hang Seng (Mainland and HK) Corporate Sustainability Index	3,029.24	(9.29)	(10.11)	4.07	(4.57)	41.70	33.79	(4.45)	(5.21)	(1.55)	7.22	14.58	4.3
Hang Seng China AH (A+H) Index	2,331.83	(13.53)	(12.99)	1.85	(17.56)	41.82	32.95	(8.22)	(12.22)	(6.23)	7.24	17.32	3.7
Hang Seng China AH (A) Index	2,386.93	(11.80)	(15.63)	(3.13)	(14.50)	67.49	30.77	(7.69)	(3.71)	(5.09)	10.87	16.71	3.4
Hang Seng China AH (H) Index	2,131.55	(10.28)	(8.50)	6.18	(12.36)	35.02	29.79	(1.34)	(17.03)	(4.30)	6.19	20.51	4.0
Hang Seng China AH Smart Index	5,024.53	(10.50)	(9.17)	5.33	(9.42)	67.35	29.89	(0.71)	(13.47)	(3.25)	10.85	20.27	4.0
Hang Seng CSI Shanghai-Hong Kong AH Smart Index	8,240.62	(4.49)	(6.32)	2.56	-	-	19.17	7.07	-	-	-	19.83	4.1
Hang Seng China Enterprises Smart Index	15,425.49	(7.94)	(5.70)	6.52	(11.12)	48.85	25.27	(2.04)	(16.16)	(3.85)	8.28	19.69	4.2
Hang Seng Shenzhen Hong Kong Index Series													
Hang Seng Shenzhen Hong Kong Index	5,120.58	(7.55)	(11.66)	(2.85)	2.35	82.66	26.46	(0.18)	20.03	0.78	12.81	14.87	2.9
Hang Seng Shenzhen Hong Kong Financials Index	5,142.01	(4.42)	(11.27)	0.92	6.49	100.82	37.40	(3.41)	10.48	2.12	14.96	17.35	3.8
Hang Seng Shenzhen Hong Kong Consumption Index	3,874.71	(8.74)	(10.55)	2.26	(2.16)	33.46	27.25	1.45	(2.92)	(0.73)	5.94	17.78	4.6
Hang Seng Shenzhen Hong Kong Real Estate Index	4,785.14	(7.73)	(11.31)	(3.65)	0.45	64.10	20.08	(3.58)	25.53	0.15	10.41	14.84	2.9
Hang Seng Shenzhen Hong Kong Information Technology Index	9,756.74	(10.53)	(13.43)	(0.40)	30.06	194.67	37.77	11.30	42.73	9.16	24.13	22.25	1.0
Hang Seng Shenzhen Hong Kong Infrastructure & Transportation Index	3,380.29	(5.64)	(11.12)	(15.20)	(31.63)	28.05	3.13	(10.88)	29.05	(11.90)	5.07	11.66	2.6
Hang Seng Stock Connect Big Bay Area Composite Index	4,213.77	(6.18)	(8.89)	6.77	11.71	-	39.74	(1.62)	12.15	3.76	-	16.53	2.5
MAINLAND-LISTED													
Hang Seng China A Industry Top Index	4,439.60	(8.25)	(10.22)	4.21	1.30	102.01	44.42	(2.13)	6.86	0.43	15.10	16.30	3.0
Hang Seng China A Top 100 Index	7,381.61	(8.60)	(11.95)	(0.53)	(7.65)	85.78	32.03	(4.75)	(1.08)	(2.62)	13.19	16.08	2.9
Hang Seng (China A) Corporate Sustainability Benchmark Index	3,414.63	(14.26)	(17.73)	(3.89)	(1.89)	91.33	37.93	(4.89)	5.55	(0.63)	13.86	16.75	3.1
Hang Seng (China A) Corporate Sustainability Index	2,443.79	(13.62)	(18.70)	(4.47)	(7.10)	77.83	41.04	(5.43)	(1.63)	(2.43)	12.20	17.35	3.0
BOND INDEXES													
Hang Seng iBond Index Series													
Hang Seng iBond Composite Total Return Index	134.43	0.19	1.10	3.46	6.52	16.47	1.82	1.17	4.47	2.13	3.10	4.81	-
Hang Seng iBond 2006 Total Return Index	111.03	0.54	2.83	6.36	-	-	2.93	-	-	-	-	6.68	-
Hang Seng iBoxx Offshore RMB Bond Index family													
Hang Seng iBoxx Offshore RMB Bond Overall Index	123.43	1.43	2.50	4.69	12.43	-	4.26	4.59	3.24	3.98	-	0.56	-
Hang Seng iBoxx Offshore RMB Corporates Bond Index	128.98	1.08	2.09	4.69	14.72	-	5.57	5.60	3.87	4.68	-	0.61	-
Hang Seng iBoxx Offshore RMB China Government Bond Index	114.51	1.78	3.01	4.81	8.74	-	2.45	2.97	2.20	2.83	-	0.85	-
Hang Seng iBoxx Offshore RMB Non-Sovereigns Bond Index	127.15	1.18	2.14	4.62	14.06	-	5.32	5.23	3.58	4.48	-	0.61	-
Hang Seng iBoxx Offshore RMB Large Cap Bond Index	122.83	1.45	2.54	4.66	12.32	-	4.20	4.56	3.15	3.95	-	0.58	-
Hang Seng iBoxx Offshore RMB High Yield Bond Index	147.97	(0.34)	0.87	5.21	22.41	-	9.41	8.26	7.26	6.97	-	1.04	-
Hang Seng iBoxx Offshore RMB Investment Grade Bond Index	120.34	1.51	2.57	4.63	11.19	-	3.83	4.08	2.60	3.60	-	0.58	-
OTHER INDEXES													
Dividend Point Index Series													
HSI Dividend Point Index	502.36	-	-	-	-	-	-	-	-	-	-	-	-
HSCEI Dividend Point Index	197.62	-	-	-	-	-	-	-	-	-	-	-	-

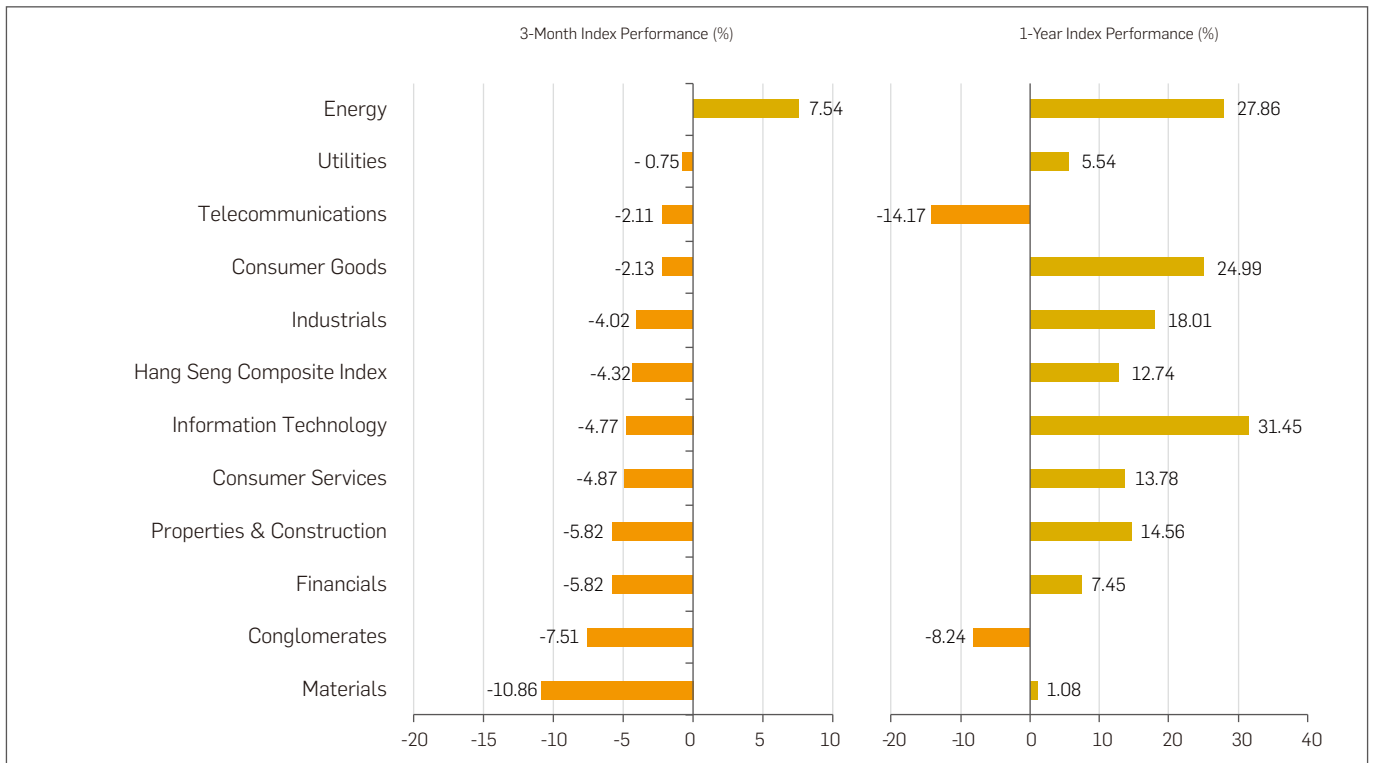
Index Rankings

Hang Seng Family of Indexes
As at 29 June 2018

Hang Seng Composite Index Size Indexes



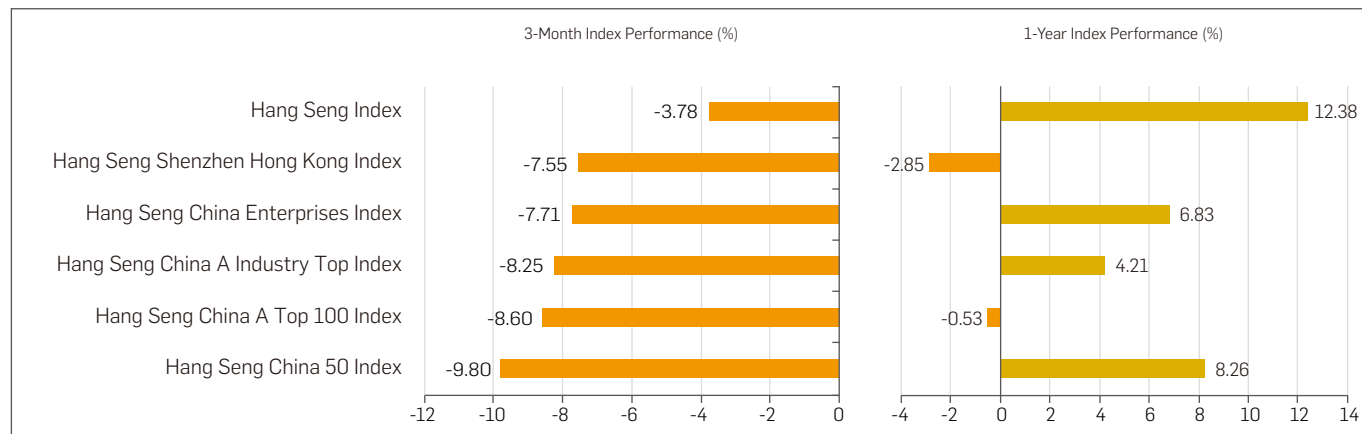
Industry Indexes



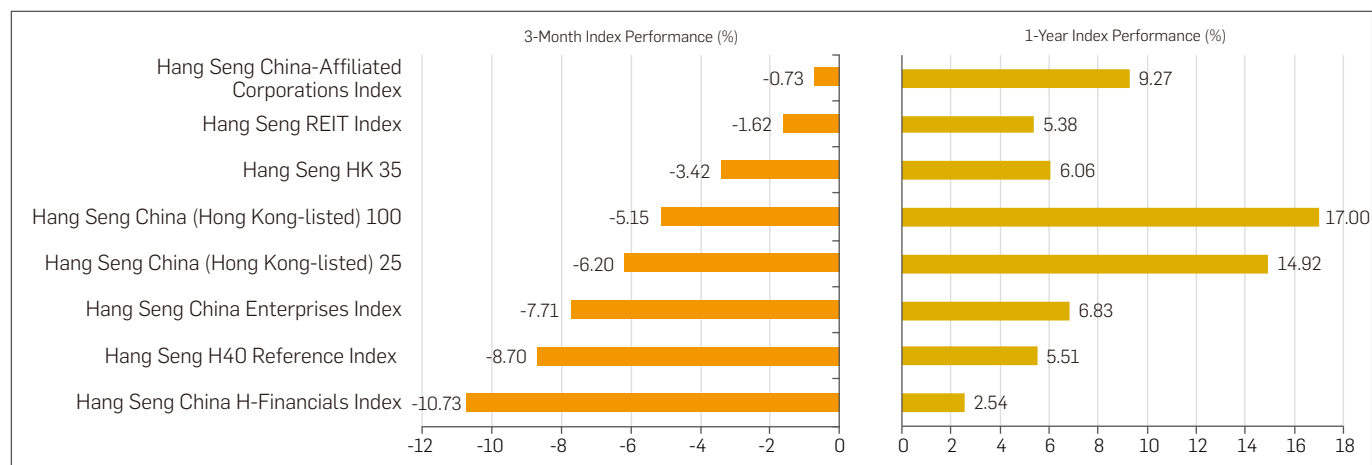
Index Rankings

Hang Seng Family of Indexes
As at 29 June 2018

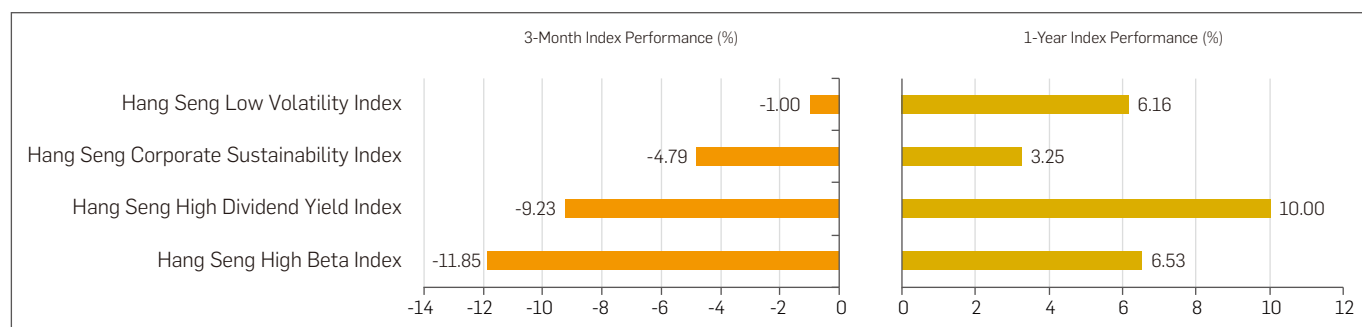
Market Indexes



Thematic Indexes (By Share Class)



Thematic Indexes (By Strategy)

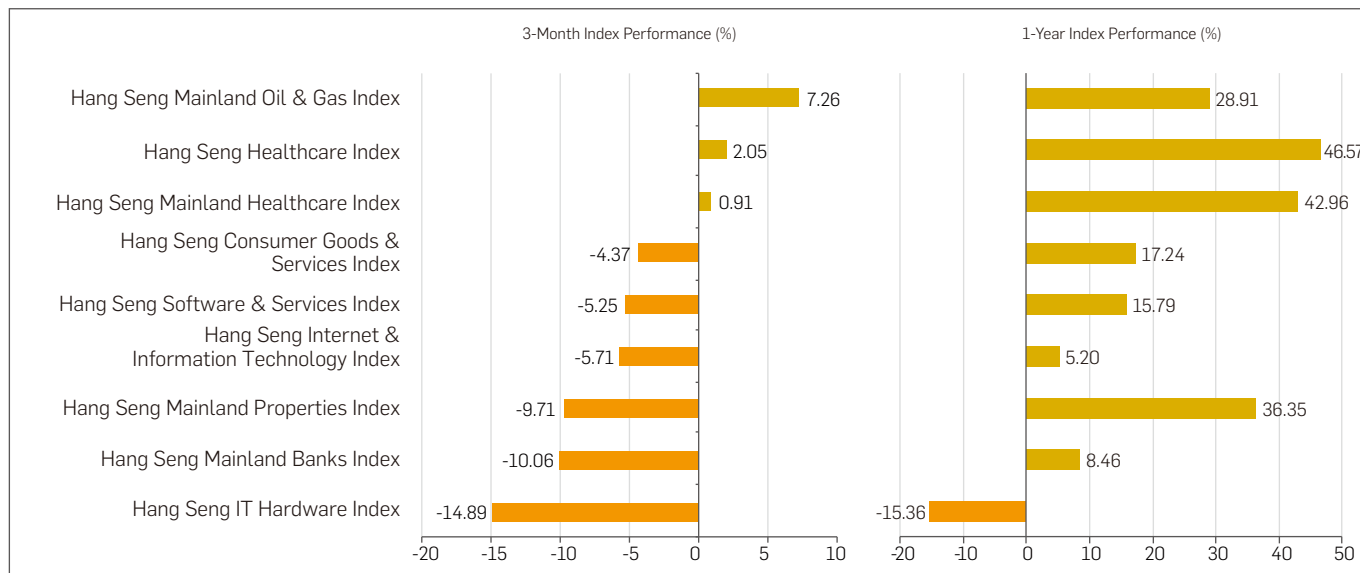


Remark: Backdated index data is included.

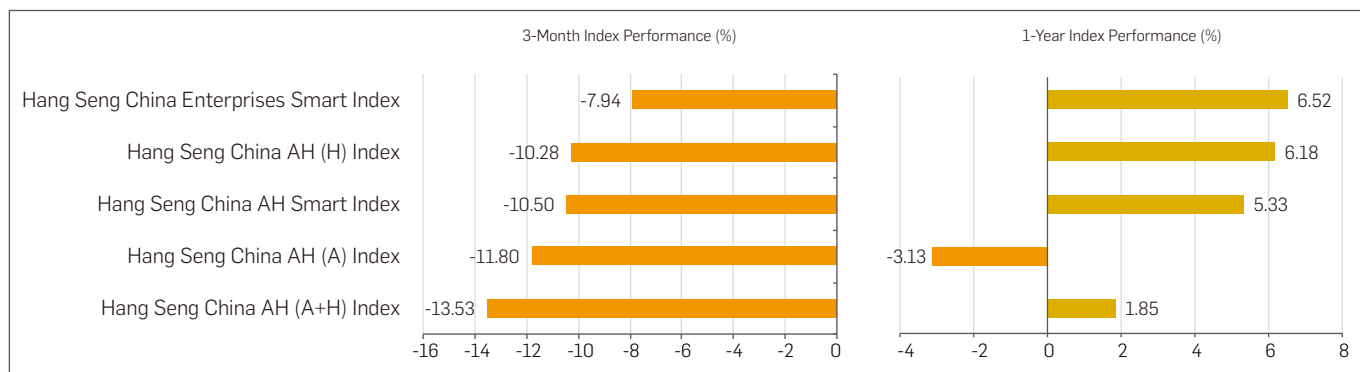
Index Rankings

Hang Seng Family of Indexes
As at 29 June 2018

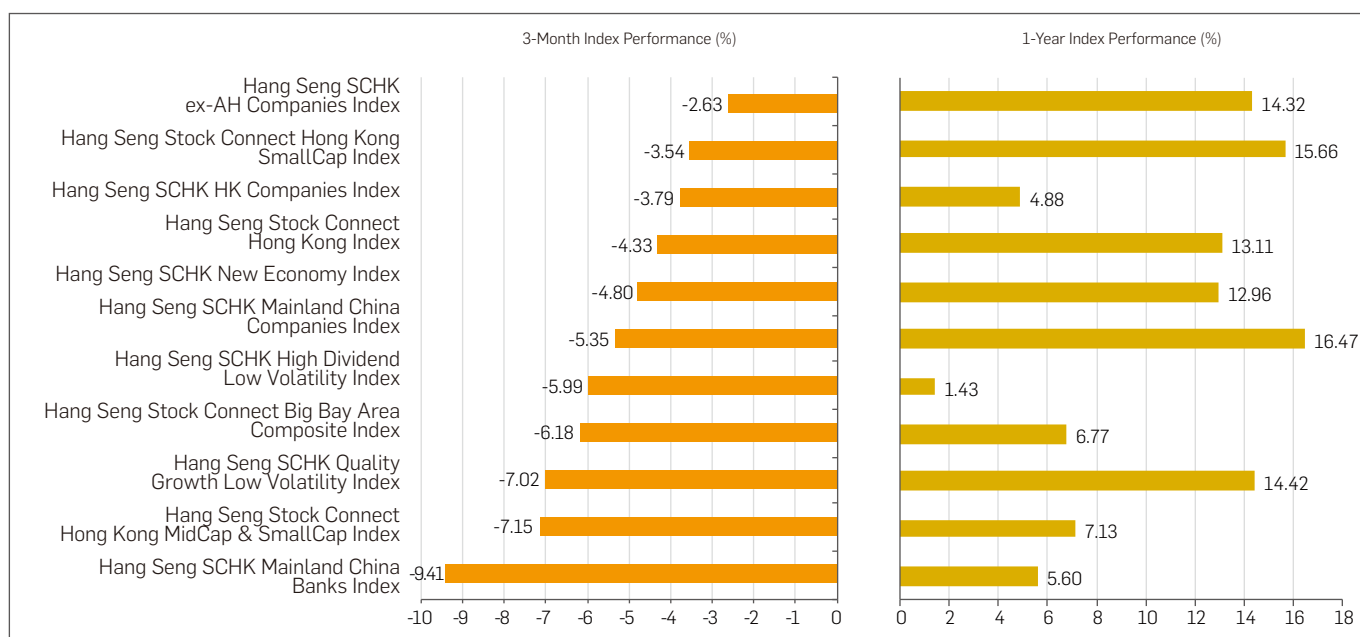
Thematic Indexes (By Sector)



AH Indexes



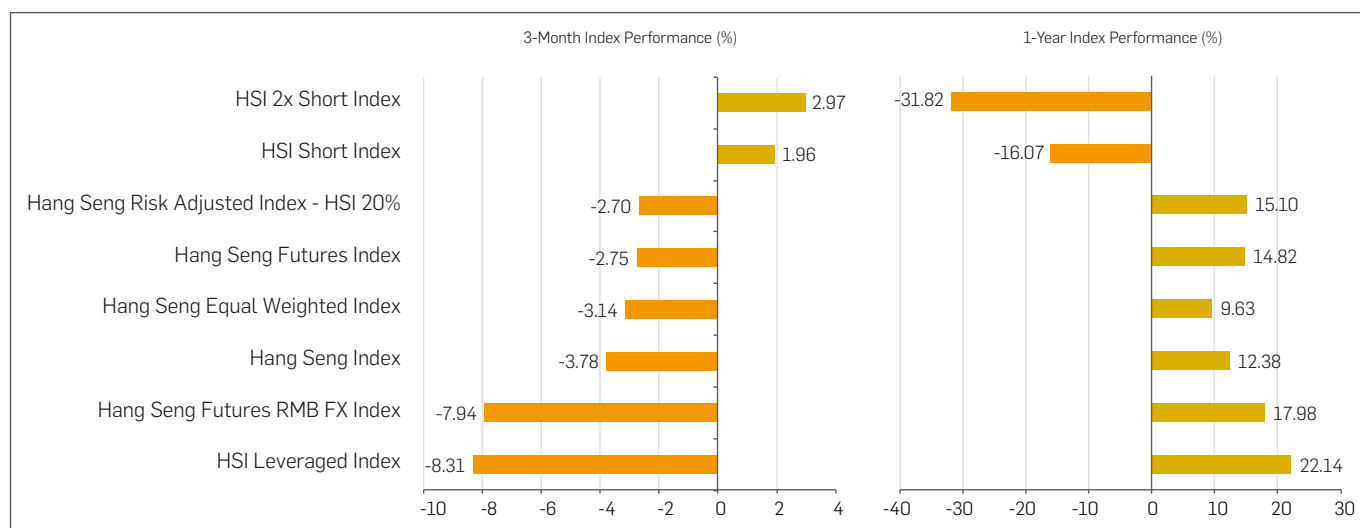
Stock Connect Indexes



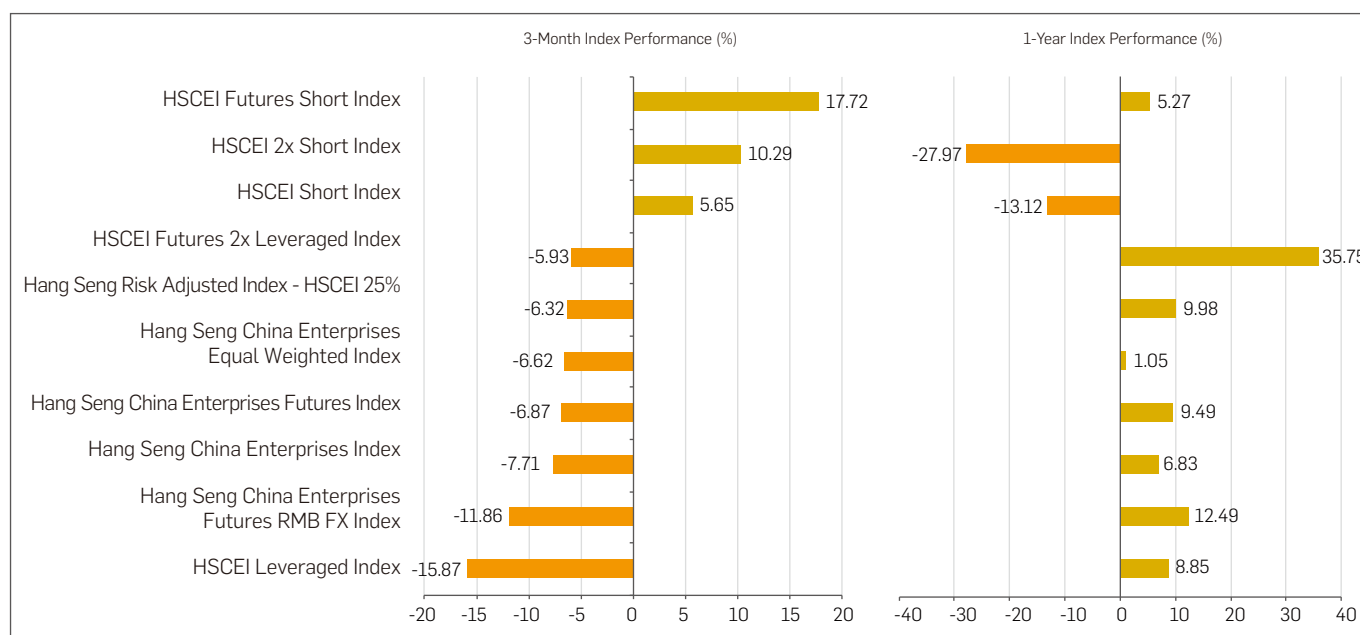
Index Rankings

Hang Seng Family of Indexes
As at 29 June 2018

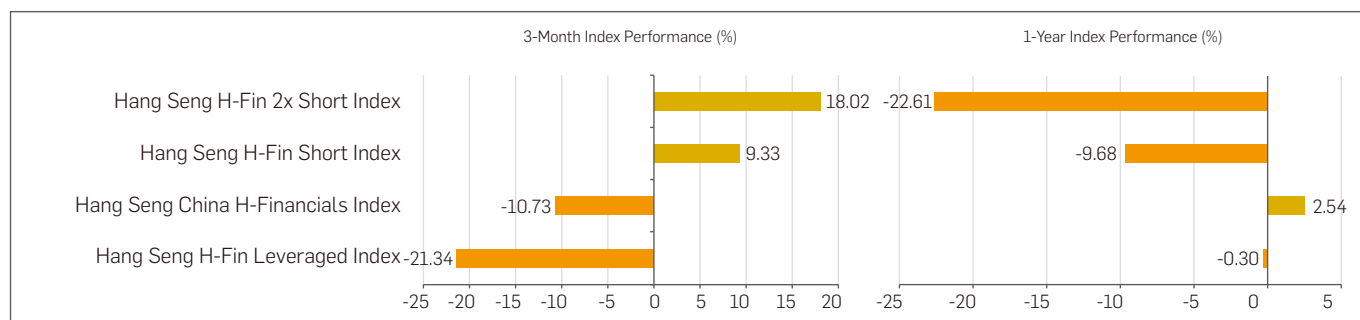
Hang Seng Index and its derived indexes



Hang Seng China Enterprises Index and its derived indexes



Hang Seng China H-Financials Index and its derived indexes



Remark: Backdated index data is included.

Hang Seng Industry Classification System

Industry	Sector	Subsector	Definition
00 Energy	0010 Oil & Gas	001010 Oil & Gas Producers	Companies involved in exploration for, refining, distribution and supply and production of oil and gas
		001020 Oil & Gas Equipment & Services	Manufacturers of equipment and providers of supplies and services to oil and gas producers
	0020 Coal	002010 Coal	Companies involved in mining, distribution and supply of coal
05 Materials	0510 Gold & Precious Metals	051010 Gold & Precious Metals	Companies engaged in exploration for and refining of gold and other precious metals as well as diamonds; and companies involved in the development of mines for the same
	0520 Diversified Metals & Minerals	052010 Iron & Steel	Producers, processors and traders of iron and steel and related products; includes companies that primarily mine for the same
		052020 Copper	Producers, processors and traders of copper and related products; includes companies that primarily mine for the same
		052030 Aluminium	Producers, processors and traders of aluminium and related products; includes companies that primarily mine for the same
		052040 Other Metals & Minerals	Producers, processors and traders of metals and minerals not classified elsewhere; and companies engaged in general mining
	0530 Basic Materials	053010 Fertilisers & Agricultural Chemicals	Producers and distributors of fertilisers, pesticides or other agriculture-related chemicals
		053020 Forestry & Timber	Manufacturers and distributors of timber and related wood products; owners and operators of timber tracts, forest nurseries and sawmills
		053030 Paper	Manufacturers and distributors of all grades of paper
		053040 Specialty Chemicals	Companies that produce and supply polymers (e.g. plastics and synthetic fibres), dyes, coatings and other chemicals for specialised applications
	10 Industrials	1010 Industrial Engineering	101010 Commercial Vehicles & Trucks
101020 Industrial Components & Equipment			Makers, distributors and installers of general industrial machinery and components such as casting and moulding equipment, laminates, printed circuit boards, electrical wires and glass

Hang Seng Industry Classification System

Industry	Sector	Subsector	Definition
		101030 Environmental Engineering	Manufacturers of power-generating equipment and suppliers of environmental protection related products and services such as power turbines, waste treatment and pollution control equipment
		101040 Heavy Industrial Machinery	Manufacturers & distributors of heavy machinery including construction equipment, heavy agricultural machinery and producers of related parts
		101050 New Energy Materials	Producers and distributors of environmental friendly energy materials & devices such as solar cells and green energy storage devices
		101060 Aerospace & Defence	Manufacturers of civil or military aerospace and defence equipment, parts or products
	1020 Industrial Transportation	102010 Shipping & Port Operation	Owners and operators of ports and terminal facilities; providers of marine transportation for commercial use
		102020 Railway & Tollroad Operation	Providers of industrial railway transportation and railway lines; companies that operate roads, highways, bridges and tunnels
		102030 Air Freight & Logistics	Companies providing air freight transportation, courier and logistics services; providers of mail and package delivery services for commercial and consumer use
	1030 Commercial & Professional Services	103010 Sourcing & Supply Chain Service	Providers of procurement service of diversified products for the commercial and industrial sectors; companies providing contract logistics solutions along the entire supply chain
		103020 Printing & Packaging	Makers and distributors of cardboard, bags, boxes, cans and containers used for packaging; companies providing commercial printing services
20 Consumer Goods	2010 Automobiles	201010 Automobiles	Companies that produce and distribute passenger automobiles and light trucks
		201020 Auto Parts	Manufacturers and distributors of parts and accessories for automobiles and motorcycles
	2020 Household Goods & Electronics	202010 Home Appliances	Manufacturers and distributors of electric household appliances and related products
		202020 Consumer Electronics	Manufacturers and distributors of consumer electronics, such as TVs and other audio-visual products
		202030 Toys & Leisure Products	Manufacturers and distributors of leisure products and equipment, including sports equipment, bicycles and toys
		202040 Household Goods	Manufacturers and distributors of durable household products, including soft home furnishings or furniture, kitchenware and consumer specialties not classified elsewhere

Hang Seng Industry Classification System

Industry	Sector	Subsector	Definition
	2030	Textiles, Clothing & Personal Care	
		203010 Textiles & Fabrics	Producers and traders of fabrics, yarns and related textile products; providers of related processing services
		203020 Apparel	Designers, makers and distributors of all types of clothing
		203030 Footwear	Designers, makers and distributors of all types of footwear
		203040 Jewellery & Timepieces	Designers, makers and distributors of jewellery, jadeites, gemstones, watches, timepieces and similar items
		203050 Other Accessories	Manufacturers and distributors of leather goods, handbags, eyewear and other accessories not classified elsewhere
		203060 Cosmetics & Personal Care	Manufacturers and distributors of personal care and beauty products, including cosmetics, perfumes, toiletries, personal-care and hygiene products
	2040	Food & Beverages	
		204010 Packaged Foods	Producers and distributors of processed food, including noodles, snacks, fruit, vegetables and frozen food products
		204020 Dairy Products	Producers and suppliers of milk, ice cream and other dairy-related products
		204030 Non-alcoholic Beverages	Manufacturers and distributors of non-alcoholic beverages, such as soda, fruit juices, tea, coffee and bottled water
		204040 Alcohols	Producers and traders of beer, wine, spirits and other alcoholic beverages
		204050 Food Additives	Producers and distributors of food additives such as flavours and fragrances
	2050	Healthcare	
		205010 Medical Devices	Manufacturers and suppliers of healthcare equipment and devices
		205020 Pharmaceuticals	Companies engaged in the research, development, production or distribution of pharmaceuticals
		205030 Biotechnology	Companies engaged in the research, development and manufacturing of biological substances usually involving genetic analysis and engineering for medicine discovery and diagnostic development, such as providers of these medicines and diagnostic products
	2060	Agricultural Products	
		206010 Poultry & Meat	Companies engaged in livestock raising, livestock slaughtering, and the production and supply of meat, poultry or fish products
		206020 Agricultural Products	Companies that grow, process and trade agricultural goods, such as crops, fruits, brewing materials, edible oil and corn-based refined products
		206030 Animal Feeds	Companies engaged in the manufacturing, development and distribution of feedstock products and related activities

Hang Seng Industry Classification System

Industry	Sector	Subsector	Definition
30 Consumer Services	3010 Retailers	301010 Department Stores	Owners and operators of department stores
		301020 Supermarkets & Convenience Stores	Owners and operators of stores offering diversified general merchandise
	3020 Hotels, Casinos, Restaurants & Leisure Facilities	302010 Casinos & Gaming	Owners and operators of casinos and gaming facilities including companies which provide lottery and betting services
		302020 Hotels & Resorts	Operators and managers of hotels, motels, lodges, resorts, spas and campgrounds
		302030 Travel & Tourism	Companies providing travel and tourism-related services, including travel agents, online travel reservation services, cruise-ship operators and automobile rental firms
		302040 Restaurants	Owners and operators of restaurants, bars, coffee shops, fast-food facilities; providers of food catering services
		302050 Leisure & Recreational Facilities	Providers of leisure facilities and services, including fitness centres, sports team management and amusement parks
	3030 Media & Entertainment	303010 Advertising & Marketing	Companies providing advertising, marketing or public relations services
		303020 Broadcasting	Owners and operators of television or radio broadcasting systems
		303030 Movies & Entertainment	Companies engaged in the production and distribution of movies, television shows, music, artiste management and theatre operation
		303040 Publishing	Publishers of newspapers, magazines and books; providers of information via print or electronic media
	3040 Transportation	304010 Public Transport	Companies that provide passenger transportation, such as buses, taxis, rail and ferry companies
		304020 Airlines	Companies that provide passenger air transportation, including airport operators and service providers to airline companies
	3045 Healthcare Services	304510 Medical & Aesthetic Services	Medical & aesthetic service providers including hospital, clinic and beauty shop
3050 Support Services	305005 Education	Companies that provide education related services (e.g. provision of formal education, tutorial classes, consultancy services, educational materials, vocational training, interest classes, and online training courses)	
	305010 Other Support Services	Providers of non-financial services to consumer sectors not classified elsewhere (e.g. employment, cleaning and laundry, funeral services, multi-media contact services, auction and security services)	

Hang Seng Industry Classification System

Industry	Sector	Subsector	Definition
35 Telecommunications	3500 Telecommunications	350010 Satellite & Wireless Communication	Providers of satellite and wireless data communication solutions and related services
		350020 Telecommunication Services	Operators of primarily mobile and fixed-line telecommunication networks
40 Utilities	4000 Utilities	400010 Electricity	Companies that produce or distribute electricity
		400020 Gas Distribution	Companies that distribute and transmit gas to end-users
		400030 Water	Companies that provide water to end-users, including operators of water treatment plants
		400040 Alternative/Renewable Energy	Companies which develop, manage and operate clean energy projects such as hydropower and wind farms
50 Financials	5010 Banks	501010 Banks	Banks providing a broad range of financial services, including retail banking, loans and money transfer
	5020 Insurance	502010 Insurance	Insurance companies with diversified products in life, health and property and casualty insurance, including brokers and agencies which sell the same
	5030 Other Financials	503010 Securities & Brokerage	Non-bank institutions that provide financial services focused on securities broking and dealing and margin financing
		503020 Investment & Asset Management	Companies that invest in securities for earnings growth and capital appreciation; providers of custodial, trustee and other related asset management services
		503030 Financing	Non-bank institutions that provide financing services, including personal credit, credit cards, lease financing, travel-related money services and pawn shops
		503040 Other Financials	Companies engaged in financial activities not specified elsewhere, include stock exchanges, corporate finance advisory firms and other service providers to financial institutions
	60 Properties & Construction	6010 Properties	601010 Real Estate Agencies
601020 Property Development			Companies that develop and sell property
601030 Property Investment			Companies engaged in property ownership mainly for the purpose of leasing and rental income
601040 Real Estate Investment Trusts			Real estate investment trusts that focus investment in a portfolio of income-generating properties, such as shopping malls, offices, hotels and service apartments

Hang Seng Industry Classification System

Industry	Sector	Subsector	Definition	
	6020	Construction	601050 Property Service and Management	Companies that provide property management and related services
			602010 Construction Materials	Manufacturers and wholesalers of building materials including cement, concrete and tiles
			602020 Building Construction	Constructors of commercial and residential buildings and providers of building construction-related services such as renovation, fitting-out, general architecture, landscape architecture and interior design
			602030 Heavy Construction & Engineering	Companies engaged in civil engineering projects such as construction of railways, roads, highways and reclamation dredging
70 Information Technology	7010	IT Hardware	701010 Telecommunication Equipment	Producers and distributors of telecommunication equipment, such as telephones, handsets and components, and providers of repair and maintenance services for the same
			701020 Computers & Peripherals	Manufacturers and distributors of personal computers, servers, mainframes, workstations and related peripherals, such as mass-storage drives, mouse, keyboards, printers and smartcards
	7020	Software & Services	702010 System Applications & IT Consulting	Companies that provide consulting services relating to information technology, such as computer system design, systems integration, network and systems operations, data management and storage solutions
			702020 E-Commerce & Internet Services	Companies providing Internet-related services, such as Internet access providers, search engines and providers of website design, web hosting and e-mail services, including companies that provide solutions and platforms for e-commerce or electronic payments
			702030 Software	Companies engaged in developing and producing software designed for specialised applications such as providers of online game, information service, business software and mobile application
	7030	Semiconductors	703010 Semiconductors	Companies engaged in the manufacturing and distribution of semiconductors and semiconductor equipment
	80 Conglomerates	8000	Conglomerates	800010 Conglomerates

Vendor Codes

SUMMARY PAGE	PRICE INDEX		TOTAL RETURN INDEX	
	THOMSON REUTERS 0#.HSIX	BLOOMBERG HSIX	THOMSON REUTERS -	BLOOMBERG -
HONG KONG-LISTED				
Hang Seng Index and Sub-indices				
Hang Seng Index	.HSI	HSI	.HSIDV	HSI 1
Hang Seng Finance Sub-index	.HSNF	HSF	.HSNFDV	HSI 2
Hang Seng Utilities Sub-index	.HSNU	HSU	.HSNUDV	HSI 3
Hang Seng Properties Sub-index	.HSNP	HSP	.HSNPDV	HSI 4
Hang Seng Commerce & Industry Sub-index	.HSNC	HSC	.HSNCDV	HSI 5
Hang Seng Composite Index Series				
Hang Seng Composite Index	.HSCI	HSCI	.HSCIDV	HSI 6
Hang Seng Composite Industry Indexes –				
Energy	.HSCIE	HSCIE	.HSCIEDV	HSI 29
Materials	.HSCIM	HSCIM	.HSCIMDV	HSI 30
Industrials	.HSCIG	HSCIG	.HSCIGDV	HSI 8
Consumer Goods	.HSCIG	HSCIG	.HSCIGDV	HSI 9
Consumer Services	.HSCIS	HSCIS	.HSCISDV	HSI 10
Telecommunications	.HSCIT	HSCIT	.HSCITDV	HSI 31
Utilities	.HSCIU	HSCIU	.HSCUIDV	HSI 11
Financials	.HSCIF	HSCIF	.HSCIFDV	HSI 12
Properties & Construction	.HSCIPC	HSCIPC	.HSCIPC DV	HSI 13
Information Technology	.HSCIT	HSCIT	.HSCITDV	HSI 14
Conglomerates	.HSCIC	HSCIC	.HSCICDV	HSI 15
Hang Seng Composite Size Indexes				
Hang Seng Composite LargeCap Index	.HSLI	HSLI	.HSLIDV	HSI 34
Hang Seng Composite LargeCap & MidCap Index	.HSLMI	HSLMI	.HSLMIDV	HSI 35
Hang Seng Composite MidCap Index	.HSMI	HSMI	.HSMIDV	HSI 35
Hang Seng Composite MidCap & SmallCap Index	.HSMI	HSMI	.HSMIDV	HSI 35
Hang Seng Composite SmallCap Index	.HSSI	HSSI	.HSSIDV	HSI 36
Hang Seng Foreign Companies Composite Index	.HSFCCI	HSFCCI	.HSFCCIDV	HSI 48
Hang Seng Global Composite Index	.HSGCI	HSGCI	.HSGCIDV	HSI 49
Hang Seng Corporate Sustainability Benchmark Index	.HSSUSB	HSSUSB	.HSSUSBDV	HSI 46
Hang Seng China Enterprises Index	.HSCC	HSCC	.HSCCDV	HSI 21
Hang Seng China-Affiliated Corporations Index	.HSCC	HSCC	.HSCCDV	HSI 22
Hang Seng H40 Reference Index	.HSH40	HSH40	.HSH40DV	HSI 32
Hang Seng China H-Financials Index	.HSHFI	H-FIN	.HSHFIDV	HSI 37
Hang Seng China (Hong Kong-listed) 100 Index	.HSM100	HSM100	.HSM100DV	HSI 28
Hang Seng China (Hong Kong-listed) 25 Index	.HSFM25	HSFM25	.HSFM25DV	HSI 35TR
Hang Seng HK 35	.HSH35	HSH35	.HSH35DV	HSI 33
Hang Seng REIT Index	.HSREIT	HSREIT	.HSREITDV	HSI 39
Hang Seng Corporate Sustainability Index	.HSSUS	HSSUS	.HSSUSDV	HSI 39
Hang Seng High Dividend Yield Index	.HSHDYI	HSHDYI	.HSHDYIDV	HSI 52
Hang Seng Low Volatility Index	.HSLVI	HSLVI	.HSLVIDV	HSI 55
Hang Seng High Beta Index	.HSHBI	HSHBI	.HSHBIDV	HSI 56
Hang Seng Sector Index Series				
Hang Seng IT Hardware Index	.HSITHI	HSITHI Index	–	–
Hang Seng Mainland Banks Index	.HSMBI	HSMBI Index	–	–
Hang Seng Mainland Healthcare Index	.HSMHI	HSMHI Index	–	–
Hang Seng Mainland Oil & Gas Index	.HSMOGI	HSMOGI Index	–	–
Hang Seng Mainland Properties Index	.HSMPI	HSMPI Index	–	–
Hang Seng Software & Services Index	.HSSSI	HSSSI Index	–	–
Hang Seng Consumer Goods & Services Index	.HSCGSI	HSCGSI	.HSCGSIDV	–
Hang Seng Healthcare Index	.HSHCI	–	.HSHCIDV	–
Hang Seng Internet & Information Technology Index	.HSIIT	–	.HSIITDV	–
Hang Seng Stock Connect Hong Kong Index	.HSHKI	–	.HSHKIDV	–
Hang Seng Stock Connect Hong Kong MidCap & SmallCap Index	.HSHKMS	–	.HSHKMSDV	–
Hang Seng Stock Connect Hong Kong SmallCap Index	.HSHKS	–	.HSHKSDV	–
Hang Seng SCHK New Economy Index	.HSSCNE	–	.HSSCNET	–
Hang Seng SCHK Mainland China Banks Index	.HSSCB	–	.HSSCBDV	–
Hang Seng SCHK High Dividend Low Volatility Index	.HSHLV	–	.HSHLVDV	–
Hang Seng SCHK Quality Growth Low Volatility Index	.HSHQLV	–	.HSHQLVDV	–
Hang Seng SCHK HK Companies Index	.HSSCHKC	–	.HSSCHKCT	–
Hang Seng SCHK Mainland China Companies Index	.HSSCHMLC	–	.HSSCHMLCT	–
Hang Seng SCHK ex-AH Companies Index	.HSSCHNAH	–	.HSSCHNAHT	–
HSI Volatility Index	.VHSI	VHSI	–	–
Hang Seng Risk Adjusted Index Series				
Hang Seng Risk Adjusted Index – HSI 20%	.HSRAIHSI20	HSRAIHSI20	–	–
Hang Seng Risk Adjusted Index (ER) – HSI 20%	.HSRAIHSIER20	HSRAIHSIER20	–	–
Hang Seng Risk Adjusted Index – HSCEI 25%	.HSRAIHSCEI25	HSRAIHSCEI25	–	–
Hang Seng Risk Adjusted Index (ER) – HSCEI 25%	.HSRAIHSCEIER25	HSRAIHSCEIER25	–	–
Hang Seng Short & Leveraged Index Series				
Short Indexes				
HSI Short Index	.HSISI	HSISI	–	–
HSCEI Short Index	.HSCEISI	HSCEISI	–	–
Hang Seng H-Fin Short Index	.HFINSI	HFINSI	–	–
HSI 2x Short Index	.HSI2SI	HSI2SI	–	–
HSCEI 2x Short Index	.HSCEI2SI	HSCEI2SI	–	–
Hang Seng H-Fin 2x Short Index	.HFIN2SI	HFIN2SI	–	–
Leveraged Indexes				
HSI Leveraged Index	.HSLI	HSLI	–	–
HSCEI Leveraged Index	.HSCELI	HSCELI	–	–
Hang Seng Equal Weighted Index	.HFINLI	HFINLI	–	–
Hang Seng China Enterprises Equal Weighted Index	.HSEWI	HSEWI	.HSEWIDV	HSI 50
Hang Seng Futures Index Series	.HSCEEWI	HSCEEWI	.HSCEEWIDV	HSI 51
Hang Seng Futures Index	.HSFI	HSFI	–	–
Hang Seng Futures RMB FX Index	.HSFRFI	HSFRFI	–	–
Hang Seng China Enterprises Futures Index	.HSCEFI	HSCEFI	–	–
Hang Seng China Enterprises Futures RMB FX Index	.HSCEFRFI	HSCEFRFI	–	–
Hang Seng Currency Hedged Index Series				
HSI EUR Hedged Index	.HSIEURH	HSIEURH	–	–
HSI GBP Hedged Index	.HSIGPH	HSIGPH	–	–
HSI JPY Hedged Index	.HSIJPYH	HSIJPYH	–	–
HSI KRW Hedged Index	.HSIKRWH	HSIKRWH	–	–
HSI RMB Hedged Index	.HSIRMBH	HSIRMBH	–	–
HSCEI EUR Hedged Index	.HSCEEURH	HSCEEURH	–	–
HSCEI GBP Hedged Index	.HSCEGPH	HSCEGPH	–	–
HSCEI JPY Hedged Index	.HSCEJPYH	HSCEJPYH	–	–
HSCEI KRW Hedged Index	.HSCEKRWH	HSCEKRWH	–	–
HSCEI RMB Hedged Index	.HSCERMBH	HSCERMBH	–	–
Hang Seng Futures Short & Leveraged Index Series				
Hang Seng China Enterprises Futures Short Index	.HSCEFS	–	.HSCEFS	–
Hang Seng China Enterprises Futures 2x Leveraged Index	.HSCEF2L	–	.HSCEF2LT	–
CROSS MARKET-LISTED				
Hang Seng China 50 Index	.HSC50	HSC50	.HSC50DV	HSC50DV
Hang Seng Stock Connect Big Bay Area Composite Index	.HSBBAC	–	.HSBBACT	–
Hang Seng Stock Connect China AH Premium Index	.HSCAHP	–	–	–
Hang Seng (Mainland and HK) Corporate Sustainability Index	.HSMHSUS	HSMHSUS	.HSMHSUSDV	HSI 41
Hang Seng Stock Connect China AH (A+H) Index	.HSCAHI	AHXA	.HSCAHDV	HSI 42
Hang Seng Stock Connect China AH (A) Index	.HSCAHI	AHXA	.HSCAHDV	HSI 43
Hang Seng Stock Connect China AH (H) Index	.HSCAHI	AHXA	.HSCAHDV	HSI 44
Hang Seng Stock Connect China AH Smart Index	.HSCAHSI	HSCAHSI	.HSCAHSIDV	–
Hang Seng CSI Shanghai-Hong Kong AH Smart Index	.SHHKS	SHHKS	.SHHKSIDV	HSI62
Hang Seng China Enterprise Smart Index	.HSCESI	–	.HSCESIDV	–
Hang Seng Shenzhen Hong Kong Index Series				
Hang Seng Shenzhen Hong Kong Index	.SZHKI	–	.SZHKIDV	–
Hang Seng Shenzhen Hong Kong Financials Index	.SZHKF	–	.SZHKFDV	–
Hang Seng Shenzhen Hong Kong Consumption Index	.SZHKC	–	.SZHKCDV	–
Hang Seng Shenzhen Hong Kong Real Estate Index	.SZHKRE	–	.SZHKREDV	–
Hang Seng Shenzhen Hong Kong Information Technology Index	.SZHKT	–	.SZHKTDV	–
Hang Seng Shenzhen Hong Kong Infrastructure & Transportation Index	.SZHKIF	–	.SZHKIFDV	–
MAINLAND-LISTED				
Hang Seng China A Industry Top Index	.HSCAIT	HSCAIT	.HSCAITDV	HSCAITDV
Hang Seng China A Top 100 Index	.HSCAT100	HSCAT100	.HSCAT100DV	HSI53
Hang Seng (China A) Corporate Sustainability Benchmark Index	.HSCASUSB	HSCASUSB	.HSCASUSBDV	HSI 47
Hang Seng (China A) Corporate Sustainability Index	.HSCASUS	HSCASUS	.HSCASUSDV	HSI 40
BOND INDEXES				
Hang Seng iBond Composite Total Return Index	.HSIBCI	HSIBCI	–	–
Hang Seng iBond 1808 Total Return Index	.HSIB 1808	–	–	–
Hang Seng iBond 1906 Total Return Index	.HSIB 1906	–	–	–
Hang Seng Market iBoxx Offshore RMB Bond Index family				
Hang Seng Market iBoxx Offshore RMB Bond Overall Index	.IBXX001P	IBXX001P	.IBXX001T	IBXX001T
Hang Seng Market iBoxx Offshore RMB Corporates Bond Index	.IBXX060P	IBXX060P	.IBXX060T	IBXX060T
Hang Seng Market iBoxx Offshore RMB China Government Bond Index	.IBXX035P	IBXX035P	.IBXX035T	IBXX035T
Hang Seng Market iBoxx Offshore RMB Non-Sovereigns Bond Index	.IBXX173P	IBXX173P	–	–
Hang Seng Market iBoxx Offshore RMB Large Cap Bond Index	.IBXX210P	IBXX210P	.IBXX210T	IBXX210T
Hang Seng Market iBoxx Offshore RMB High Yield Bond Index	.IBXX384P	IBXX384P	.IBXX384T	IBXX384T
Hang Seng Market iBoxx Offshore RMB Investment Grade Bond Index	.IBXX398P	IBXX398P	.IBXX398T	IBXX398T
OTHER INDEXES				
Hang Seng Dividend Point Index Series				
HSI Dividend Point Index	.HSIDPI	HSIDPI	–	–
HSCEI Dividend Point Index	.HSCEIDPI	HSCEIDPI	–	–

For more information, please contact

Hang Seng Indexes Company Limited

Address : 83 Des Voeux Road Central Hong Kong

Tel : (852) 2877 0704

Email : info@hsi.com.hk

Website : www.hsi.com.hk

The information contained herein is for reference only. Hang Seng Indexes Company Limited ("Hang Seng Indexes") ensures the accuracy and reliability of the information contained herein to the best of its endeavours. However, Hang Seng Indexes makes no warranty or representation as to the accuracy, completeness or reliability of any of the information contained herein and accepts no liability (whether in tort or contract or otherwise) whatsoever to any person for any damage or loss of any nature arising from or as a result of reliance on any of the contents of this document, or any errors or omissions in its contents and such contents may change from time to time without notice.

HSI Volatility Index (the "Index") is published by Hang Seng Indexes, which has contracted with S&P Opco, LLC ("S&P") to maintain and calculate the Index. "Standard & Poor's" and "S&P" are trademarks of S&P and have been licensed for use by Hang Seng Indexes. "VIX®" is a trademark of Cboe Global Markets, Inc ("CBOE") and S&P has granted a license to Hang Seng Indexes, with permission from CBOE, to use such mark for purposes relating to the Index. The Index is not owned, sponsored, endorsed or promoted by S&P or CBOE and neither S&P nor CBOE makes any representation regarding the advisability of investing in products that are based on such Index or otherwise relying on such Index for any purpose and neither S&P, CBOE nor Hang Seng Indexes shall have any liability for any errors or omissions in the Index or any values thereof.

The information contained herein does not constitute any express or implied advice or recommendation by Hang Seng Indexes for any investments. Investment involves risks. Prospective investors should seek independent investment advice to ensure that any of their decisions is made with regard to their own investment objectives, financial circumstances and other particular needs.