



恒生指數  
HANG SENG INDEXES

# Hang Seng Indexes Quarterly

Index Research: Hang Seng SCHK High Dividend Low Volatility Index

2018 1st Quarter

*A wholly-owned subsidiary of Hang Seng Bank*

# Hang Seng Family of Indexes

## Market-Cap Weighted Indexes

Hang Seng Index

Hang Seng China Enterprises Index

Hang Seng China (Hong Kong-listed) 100 Index

Hang Seng China (Hong Kong-listed) 25 Index

Hang Seng China 50 Index

Hang Seng China-Affiliated Corporations Index

Hang Seng Composite Index

Hang Seng Composite Industry Indexes

Hang Seng Composite Size Indexes

Hang Seng Foreign Companies Composite Index

Hang Seng Global Composite Index

Hang Seng H40 Reference Index

Hang Seng HK 35

Hang Seng SCHK ex-AH Companies Index

Hang Seng SCHK HK Companies Index

Hang Seng SCHK Mainland China Companies Index

Hang Seng Stock Connect China AH (A) Index

Hang Seng Stock Connect China AH (A+H) Index

Hang Seng Stock Connect China AH (H) Index

Hang Seng Stock Connect Hong Kong Index

Hang Seng Stock Connect Hong Kong  
MidCap & SmallCap Index

Hang Seng Stock Connect Hong Kong SmallCap Index

## Factor & Strategy Indexes

Hang Seng China A Industry Top Index

Hang Seng China A Top 100 Index

Hang Seng China Enterprises Equal Weighted Index

Hang Seng China Enterprises Smart Index

Hang Seng CSI Shanghai-Hong Kong AH Smart Index

Hang Seng Dividend Point Index Series

Hang Seng Equal Weighted Index

Hang Seng Futures Index Series

Hang Seng Futures Short & Leveraged Index Series

Hang Seng High Beta Index

Hang Seng High Dividend Yield Index

Hang Seng Low Volatility Index

Hang Seng Risk Adjusted Index Series

Hang Seng SCHK High Yield Low Volatility Index

Hang Seng SCHK Quality Growth Low Volatility Index

Hang Seng Short & Leveraged Index Series

Hang Seng Stock Connect China AH Premium Index

Hang Seng Stock Connect China AH Smart Index

HSI Volatility Index

- Hong Kong-listed
- Mainland-listed
- Cross-market
- Stock Connect Eligible

## Sector Indexes

Hang Seng China H-Financials Index

Hang Seng Consumer Goods & Services Index

Hang Seng Healthcare Index

Hang Seng Internet & Information Technology Index

Hang Seng REIT Index

Hang Seng SCHK Mainland China Banks Index

Hang Seng SCHK New Economy Index

Hang Seng Sector Index Series

Hang Seng Shenzhen Hong Kong Index Series

## Sustainability Indexes

Hang Seng (China A) Corporate Sustainability Benchmark Index

Hang Seng (China A) Corporate Sustainability Index

Hang Seng (Mainland and HK) Corporate Sustainability Index





Hang Seng Corporate Sustainability Benchmark Index

Hang Seng Corporate Sustainability Index

## Fixed Income Indexes

Hang Seng iBond Index Series

Hang Seng Markit iBoxx Offshore RMB Bond Index family

-  Hong Kong-listed
-  Mainland-listed
-  Cross-market
-  Stock Connect Eligible



# Company Profile

Hang Seng Indexes Company Limited ("Hang Seng Indexes"), a wholly-owned subsidiary of Hang Seng Bank, was established in 1984 and is Hong Kong's leading index compiler covering Hong Kong and mainland China markets.

Hang Seng Indexes calculates and manages the Hang Seng Family of Indexes. Starting in 1969 with the launch of the Hang Seng Index, now widely recognised as the barometer of the Hong Kong stock market, Hang Seng Indexes has been at the forefront of the market, developing numerous market measures to help investors make their investment decisions.

Indexes in the Hang Seng Family of Indexes are grouped into five categories — Market-Cap Weighted Indexes, Factor & Strategy Indexes, Sector Indexes, Sustainability Indexes and Fixed Income Indexes — then classified as Hong Kong-listed, Cross-market or Mainland-listed according to where their constituents are listed.

Currently, the Hang Seng Family of Indexes comprises over 400 real-time and daily indexes. Going forward, Hang Seng Indexes will continue to broaden its index series to meet the widening spectrum of investor demand for index investment solutions.

If you prefer not to receive marketing materials from Hang Seng Indexes Company Limited in the future, please notify us by email to [info@hsi.com.hk](mailto:info@hsi.com.hk) with the word "unsubscribe" in the subject line or contact us at (852) 2877 0704.



# Contents

## Features

What's New	2
Index Update	3
Index Research	5

## Index Information

Index Products	9
Index Performance	11
Index Rankings	14

## Other Information

Hang Seng Industry Classification System	18
--	----





# What's New

## **Hang Seng Indexes Licensed China Southern Asset Management to Use Hang Seng China Enterprises Index as Basis for ETF**

In March 2018, Hang Seng Indexes Company Limited ("Hang Seng Indexes") licensed the Hang Seng China Enterprises Index ("HSCEI") to China Southern Asset Management Co. Ltd. ("China Southern Asset Management") to serve as the underlying index for the creation of an exchange-traded fund ("ETF"). The ETF is listed on the Shenzhen Stock Exchange.

Comprised of large-cap mainland China enterprises listed in Hong Kong, the HSCEI is a barometer of the China market in Hong Kong. The HSCEI has 50 constituents: 40 H-shares and a total of 10 Red-chips and P-chips.

The new ETF will bring the number of exchange-traded products linked to indexes in the Hang Seng Family of Indexes to 67 – with listings on 17 different stock exchanges across the world. By the end of February 2018, assets under management in exchange-traded products linked to indexes in the Hang Seng Family of Indexes had reached a total of more than US\$30 billion.

## **Hang Seng Indexes Launched Hang Seng SCHK Quality Growth Low Volatility Index**

In January 2018, Hang Seng Indexes launched the Hang Seng SCHK Quality Growth Low Volatility Index.

The index is a multi-factor smart beta index. It aims to represent the performance of the top 50 Hong Kong-listed LargeCap or MidCap companies that demonstrate high financial quality, growth potential and low volatility, and are also available for southbound trading under the Stock Connect Scheme.

## **Hang Seng Indexes Launched Hang Seng SCHK New Economy Index**

Hang Seng Indexes also launched the Hang Seng SCHK New Economy Index in January. The index aims to reflect the performance of companies available for southbound trading under the Stock Connect scheme that operate in 'New Economy' industries.

The new index provides a reference benchmark for investors who are interested in companies focusing on services and innovative technology. The universe of the new index covers securities from 29 sub-sectors, including Automobiles, Telecommunication Services and Pharmaceuticals. In addition, companies in the Consumer Goods, Consumer Services and Financials industries that mainly conduct their business using an online platform are also eligible for inclusion. Hang Seng Indexes will review the sector requirements on an annual basis to keep the index in line with the evolving concept of New Economy.

Hang Seng Indexes strives to compile indexes that meet the changing needs of investors. Mr Vincent Kwan, Director & General Manager of Hang Seng Indexes Company Limited, said: "With the fast-paced development of the New Economy sector, awareness and interest in this investment concept is rapidly rising among investors. The Hang Seng SCHK New Economy Index is our response to the growing demand for a comprehensive and dynamic index that tracks the performance of companies in the Hong Kong market that operate in this sector."

# Index Update

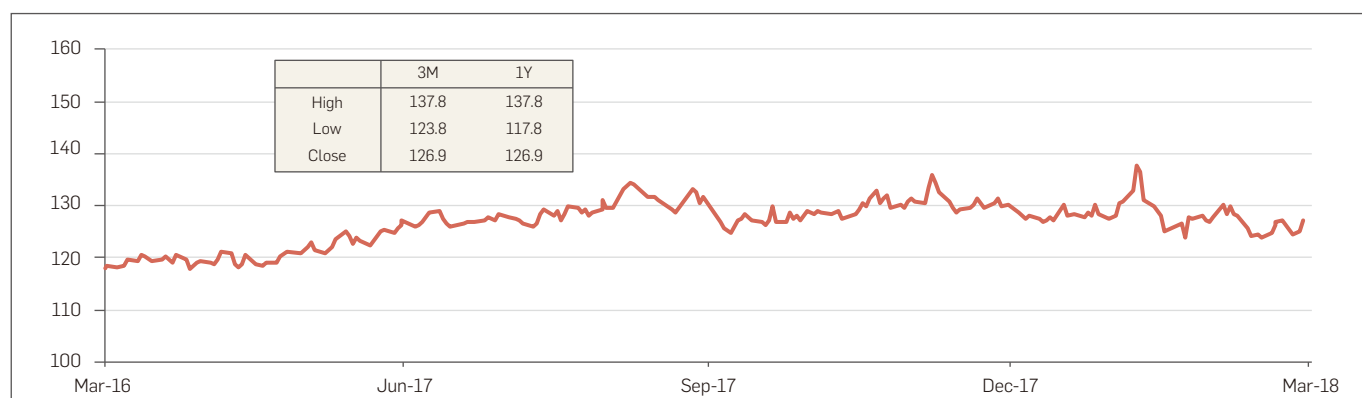
## Hang Seng Stock Connect China AH Premium Index

### Performance of the Hang Seng Stock Connect China AH Premium Index

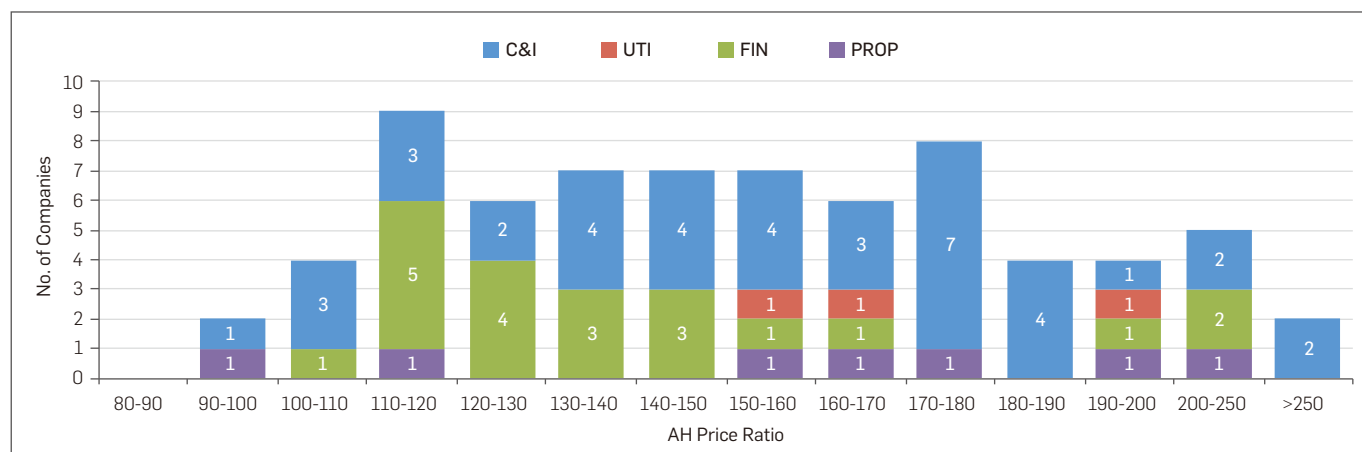
#### 2018Q1 Highlights:

- The Hang Seng Stock Connect China AH Premium Index ("HSAHP") closed at 126.9 at the end of the first quarter of 2018, indicating that A shares of dual-listed companies were, on average, 27% more expensive than their H share counterparts.
- When compared with the previous quarter, the median of AH Price Ratio of Commerce and Industry, Utilities and Properties Industries has dropped, implying a narrowing of the price gap between A shares and H shares in these sectors.

#### Past 1-year HSAHP Performance



#### Distribution of AH Price Ratios as at Latest Quarter-end



C&I: Commerce and Industry  
FIN: Finance

UTI: Utilities  
PROP: Properties

AH Price Ratio by Industry as at the End of the Latest Two Quarters								
Industry	2018Q1				2017Q4			
	Max.	Min.	Avg.*	Median	Max.	Min.	Avg.*	Median
C&I	272.8	98.9	160.0	156.8	262.6	99.3	161.9	165.5
UTI	196.3	156.5	171.4	161.4	350.8	151.1	218.6	186.2
FIN	248.4	103.7	142.0	132.0	218.9	103.2	137.0	130.5
PROP	209.9	93.6	160.1	169.2	252.5	95.8	163.7	173.0

Based on Hang Seng Index Industry Classification

\* Simple average of AH Price Ratio

# Index Update

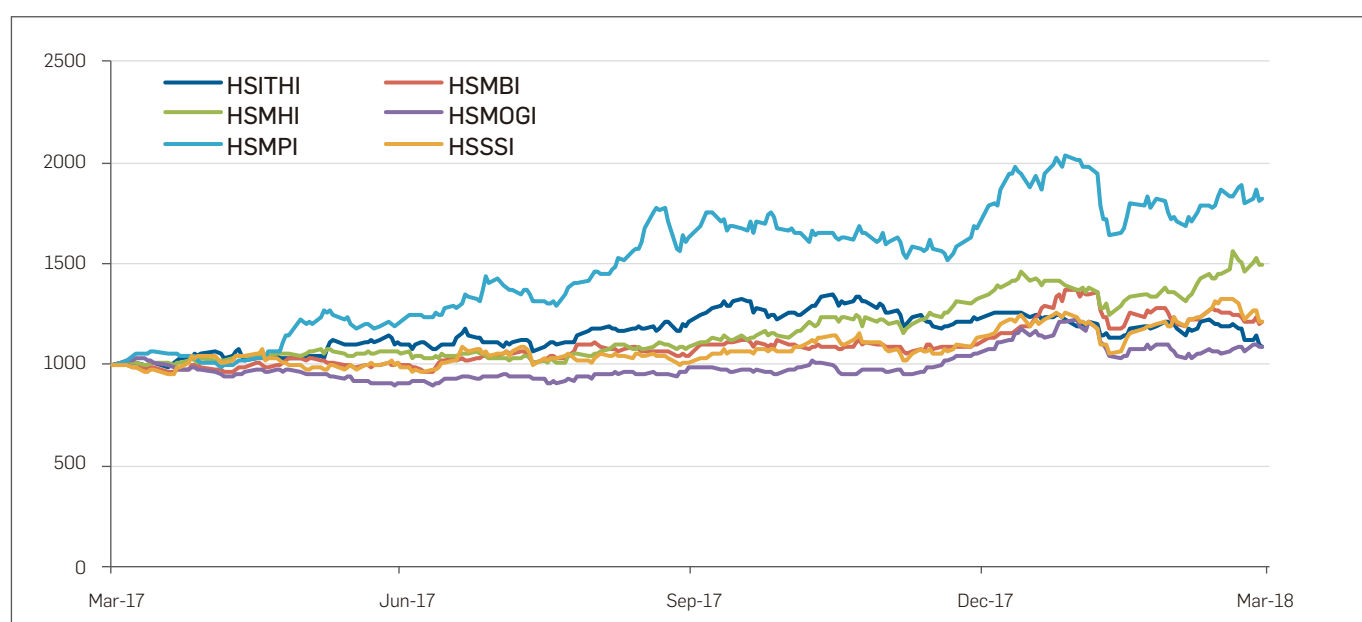
## Hang Seng Sector Index Series

### Performance of the Hang Seng Sector Index Series

#### 2018Q1 Highlights:

- The Hang Seng Mainland Healthcare Index ("HSMHI") was the best-performing index in the Hang Seng Sector Index Series ("HSSIS"), with a positive return of 12.67%.
- The volatility of the Hang Seng Mainland Properties Index ("HSMPI") was the highest in the series, exceeding 33%.
- The quarterly index movement range of the Hang Seng Software & Services Index ("HSSSI") was approximately 1884 index points, the largest in the series.

#### 1-Year Rebased Performance



HSITHI : Hang Seng IT Hardware Index  
 HSMBI : Hang Seng Mainland Banks Index  
 HSMHI : Hang Seng Mainland Healthcare Index

HSMOGI : Hang Seng Mainland Oil & Gas Index  
 HSMPI : Hang Seng Mainland Properties Index  
 HSSSI : Hang Seng Software & Services Index

As at 29 March 2018

Index	Index Return			1-year Ann. Vol.	Closing Index Level (a)	Range*	
	3-mth	YTD	1-yr			Index Point (b)	(b/a)%
HSITHI	-10.59%	-10.59%	9.51%	24.24%	3540.4	537.9	15.19%
HSMBI	9.68%	9.68%	20.80%	20.57%	3411.0	679.3	19.92%
HSMHI	12.67%	12.67%	49.78%	21.72%	6027.2	1240.6	20.58%
HSMOGI	3.17%	3.17%	8.85%	18.71%	1813.3	327.0	18.04%
HSMPI	9.01%	9.01%	82.53%	33.95%	7042.9	1547.1	21.97%
HSSSI	6.85%	6.85%	21.17%	26.30%	8235.6	1884.1	22.88%

\*Quarter High-Quarter Low

# Index Research

## Hang Seng SCHK High Dividend Low Volatility Index – Exposure to securities with higher yield and lower volatility

### Highlights:

- The Hang Seng SCHK High Dividend Low Volatility Index ("HSHYLV") provided a higher dividend yield and was relatively more stable in terms of index movement.
- The size composition of the HSHYLV was more balanced whereas in terms of share class, the index was dominated by Mainland securities, which accounted for approximately 80% of the index weightings.
- The four largest industries in the index, which were Financials, Properties and Construction, Utilities and Industrials, accounted for more than 80% of the index weighting.
- The HSHYLV had outperformed the Hang Seng Index from time to time and achieved a better overall return of 103.7% during the period analysed.

### Alternatives to Market Portfolio

- Under the Efficient Market Hypothesis, it is proposed that one should passively invest in a market portfolio as it is impossible to outperform the market. However, in reality, different investors are subject to various constraints and have distinct preference and risk appetite. As a result, portfolios and indexes with diverse characteristics are created to meet the spectrum of demand.
- In a low-interest-rate environment, cautious investors might find it harder to achieve a satisfactory return by investing in the relatively safe products like time deposits and bonds. They might also be more inclined to receive cash interest. Portfolios that emphasise a higher dividend yield and a lower price volatility appear to be a feasible investment for this type of investors.
- To meet the investment needs from the investors mentioned above, Hang Seng SCHK High Dividend Low Volatility Index was launched on 8 May 2017 to measure the performance of 50 securities with higher yield and lower price volatility.

### Index Characteristics

Exhibit 1. Dividend Yield

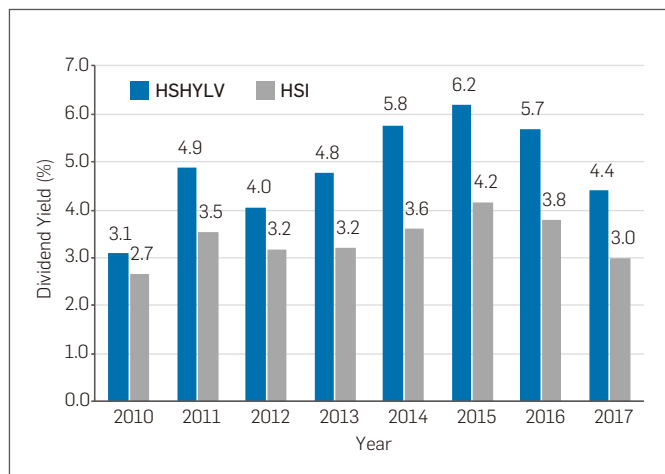
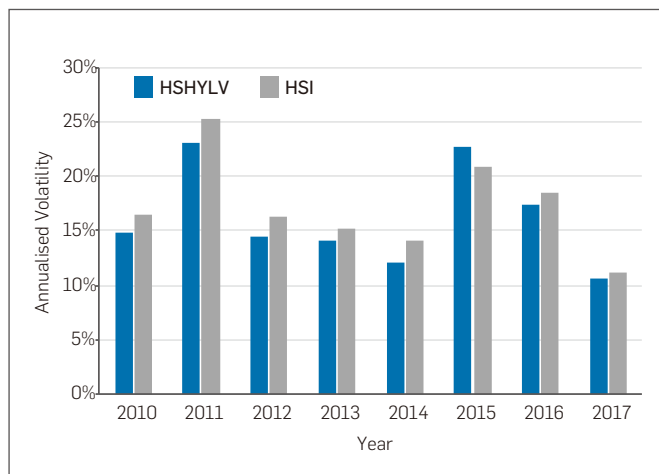


Exhibit 2. Annualised Volatility



### Higher Dividend Yield and Lower Volatility

- The HSHYLV paid out more cash dividend than the Hang Seng Index ("HSI") given the same amount of investment. As Exhibit 1 shows, the dividend yield of HSHYLV was higher than that of HSI in each of the past eight years with the dividend yield peaked at 2015 at 6.2%.
- The average yield of HSHYLV over the past eight calendar years was 4.8%, which was around 1.4 percentage point (p.p.) higher than that of HSI.
- Over the past eight years, the annualised volatility of the HSHYLV was slightly lower than that of HSI except in 2015, implying that in general the fluctuation in the index level of HSHYLV was less vigorous when compared to that of HSI.

# Index Research

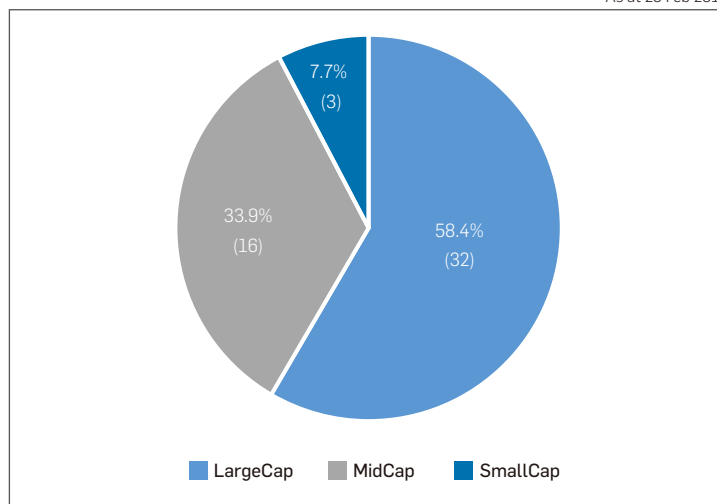
Hang Seng SCHK High Dividend Low Volatility Index –  
Exposure to securities with higher yield and lower volatility

## More Balanced Size Composition

- When compared to market proxy like HSI, which usually is composed of only LargeCap stocks, the size composition of the HSHYLV was relatively more balanced with 33.9% of the weighting in MidCap stocks and 7.7% in SmallCap stocks.

Exhibit 3. Size Distribution

As at 28 Feb 2018



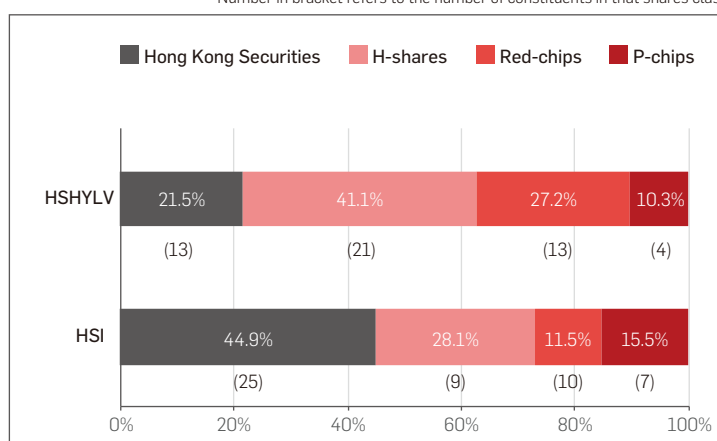
## Majority of index weightings composed of Mainland Securities

- Exhibit 4 shows that Hong Kong securities accounted for only 21.5% of index weighting in HSHYLV, contrary to the 44.9% in HSI.
- On the other hand, H-shares had become the largest share class in the index, comprising 41% of the index weighting, followed by Red-chips. As a whole, mainland securities accounted for nearly 80% of the index weighting.

Exhibit 4. Share Class Distribution

As at 28 Feb 2018

Number in bracket refers to the number of constituents in that shares class



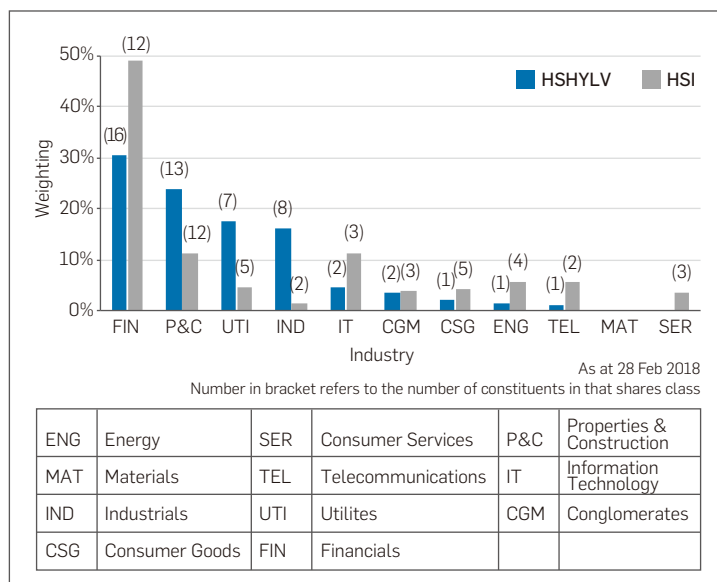
## Concentrated in the Top Four Industries

- Exhibit 5 shows that the HSHYLV was less concentrated in Financials industry when compared to HSI, which comprised approximately 30% and 49% of the index weighting in the two indexes respectively.
- Despite being less concentrated in the Financials, the index weightings of HSHYLV remained to be skewed towards a handful of industries. The aggregate weighting of the four largest industries in HSHYLV (i.e. Financials, Properties & Constructions, Utilities and Industrials) exceeded 80%, which was more significant than the case of HSI.

Exhibit 5. Industry Distribution

As at 28 Feb 2018

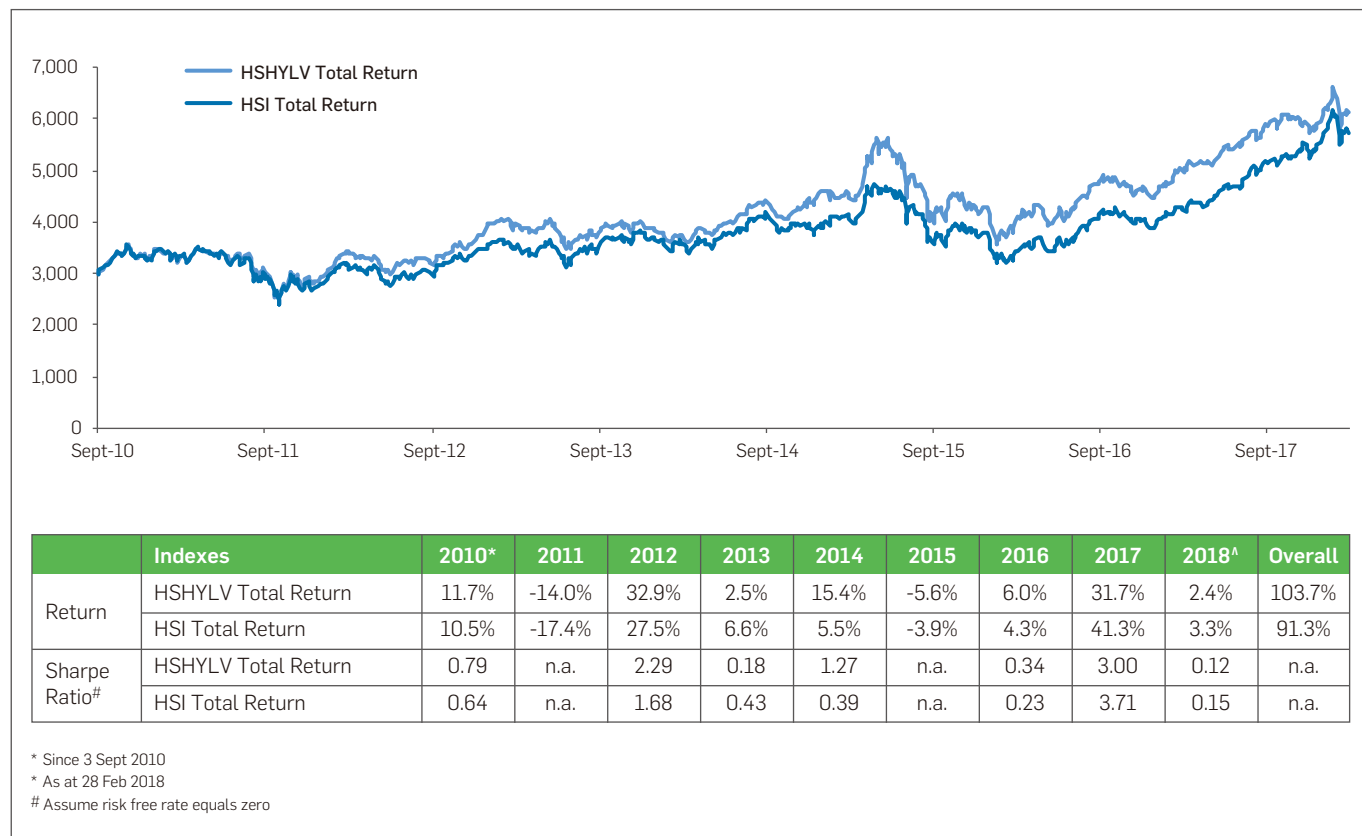
Number in bracket refers to the number of constituents in that shares class



# Index Research

Hang Seng SCHK High Dividend Low Volatility Index –  
Exposure to securities with higher yield and lower volatility

Exhibit 6. Index Performance



## Outperformance for four calendar years

- In terms of total return (i.e. including the re-investment of dividend), HSHYLV performed better than HSI for four calendar years\* over the past years, resulting in an overall return of 103.7% throughout the entire period.
- In terms of Sharpe ratio, HSHYLV also outperformed HSI for three calendar years,\* implying that the index achieved a better risk-adjusted return for those particular periods.

\*Only include the complete calendar years

# Index Research

Hang Seng SCHK High Dividend Low Volatility Index –  
Exposure to securities with higher yield and lower volatility

## Index Methodology and Constituents

### Index Construction



### Constituent List

Code	Name	Wgt (%)	Code	Name	Wgt (%)	Code	Name	Wgt (%)
<b>Financials</b>		<b>30.47</b>	<b>Properties &amp; Construction</b>		<b>23.69</b>	<b>Utilities</b>		<b>17.49</b>
1288	ABC	2.80	604	Shenzhen Invest	2.86	1071	Huadian Power	4.11
3328	Bankcomm	2.44	123	Yuexiu Property	2.51	836	China Res Power	2.89
939	CCB	2.38	17	New World Dev	2.42	902	Huaneng Power	2.78
1398	ICBC	2.36	683	Kerry Ppt	2.07	2380	China Power	2.53
2388	BOC Hong Kong	2.35	101	Hang Lung Ppt	1.97	270	Guangdong Inv	2.06
3988	Bank of China	2.34	83	Sino Land	1.96	2	CLP Holdings	1.64
165	China Eb Ltd	2.01	1668	ChinaSouthCity	1.86	1038	CKI Holdings	1.48
1988	Minsheng Bank	1.93	1109	China Res Land	1.76	<b>Industrials</b>		<b>16.13</b>
11	Hang Seng Bank	1.93	16	SHK Ppt	1.61	868	Xinyi Glass	4.47
3618	CQRC Bank	1.86	12	Henderson Land	1.54	1138	COSCO Ship Engy	2.04
1359	China Cinda	1.72	688	China Overseas	1.40	177	Jiangsu Express	1.95
3968	CM Bank	1.48	1997	Wharf REIC	1.12	152	Shenzhen Int'l	1.65
6886	HTSC	1.39	4	Wharf Holdings	0.62	576	Zhejiangexpress	1.57
6818	CEB Bank	1.37	<b>Telecommunication</b>		<b>1.15</b>	1766	CRRC	1.54
2328	PICC P&C	1.09	941	China Mobile	1.15	548	Shenzhenexpress	1.54
2601	CPIC	1.02	<b>Energy</b>		<b>1.36</b>	144	China Mer Port	1.38
<b>Conglomerates</b>		<b>3.37</b>	386	Sinopec Corp	1.36	<b>Information Technology</b>		<b>4.42</b>
363	Shanghai Ind H	2.05	<b>Consumer Goods</b>		<b>1.91</b>	992	Lenovo Group	2.93
19	Swire Pacific A	1.32	1044	Hengan Int'l	1.91	303	VTech Holdings	1.49

Data as at 28 Feb 2018

Note: There was 51 constituents in the table as a result of the spin-off of Wharf REIC by Wharf Holdings.

# Index Products

As at 29 Mar 2018

(Sorted by Fund Inception Date)

Exchange-traded Fund (ETF)			
ETF Name	Listing Places	ETF Manager	UCITS Fund
<b>Hang Seng Index</b>			
Tracker Fund of Hong Kong	Hong Kong	State Street Global Advisors Asia Limited	
Hang Seng Index ETF	Hong Kong	Hang Seng Investment Management Limited	
Lyxor ETF Hong Kong HSI	France, Italy, Germany, Singapore, Switzerland	Lyxor International Asset Management	✓
Reliance ETF Hang BeEs	India	Goldman Sachs Asset Management (India) Private Limited	
ComStage HSI UCITS	Germany, UK, Switzerland	Commerz Derivatives Fund Solutions S.A.	✓
China AMC HSI ETF	Shenzhen	China Asset Management Co., Ltd.	
ChinaAMC SH-HK Stock Connect Hang Seng Index ETF	Shanghai	China Asset Management Co., Ltd.	
China Southern HSI ETF	Shanghai	China Southern Asset Management Co Ltd	
Fuh Hwa Hang Seng ETF	Taiwan	Fuh Hwa Securities Investment Trust Company Limited	
iShares Core Hang Seng Index ETF	Hong Kong	Blackrock Asset Management North Asia Limited	
<b>Hang Seng China Enterprises Index</b>			
Hang Seng China Enterprises Index ETF	Hong Kong	Hang Seng Investment Management Limited	
Lyxor ETF China Enterprise HSCEI	France, Italy, Germany, Spain, Singapore, UK, Switzerland	Lyxor International Asset Management	✓
Samsung KODEX China H ETF	South Korea	Samsung Investment Trust Management Co. Limited	
ComStage HSCEI UCITS	Germany, UK, Switzerland	Commerz Derivatives Fund Solutions S.A.	✓
E Fund HSCEI ETF	Shanghai	E Fund Management Co., Ltd.	
Tiger China H-Share ETF	South Korea	Mirae Asset Global Investments Company Limited	
KB KBSTAR China HSCEI (H) ETF	South Korea	KB Asset Management Company Limited	
Fubon Hang Seng H-Share Index ETF	Taiwan	Fubon Asset Management Company Limited	
China Southern HSCEI ETF	Shenzhen	China Southern Asset Management Co Ltd	
<b>Hang Seng China Enterprises Futures Index</b>			
Samsung KODEX China H Inverse Futures ETF	South Korea	Samsung Asset Management Co. Ltd	
KBSTAR China H-Share Futures Inverse (H) ETF	South Korea	KB Asset Management Company Limited	
<b>Hang Seng HK 35</b>			
Amundi Hang Seng HK 35 Index ETF	Hong Kong	Amundi Hong Kong Limited	
<b>Hang Seng China (Hong Kong-listed) 25 Index</b>			
Mirae Asset MAPS TIGER China ETF	South Korea	Mirae Asset Global Investments	
<b>Hang Seng High Dividend Yield Index</b>			
Mirae Asset Horizons Hang Seng High Dividend Yield ETF	Hong Kong	Mirae Asset Global Investments (HK) Ltd	
Horizons China High Dividend Yield Index ETF	Canada	Horizons ETFs Management (Canada) Inc.	
<b>Hang Seng China A Industry Top Index</b>			
Hang Seng China A Industry Top Index ETF	Hong Kong	Hang Seng Investment Management Limited	
<b>Hang Seng Stock Connect Hong Kong SmallCap Index</b>			
ChinaAMC Hang Seng Stock Connect Hong Kong SmallCap Index ETF	Hong Kong	China Asset Management (Hong Kong) Limited	
<b>Leveraged and Inverse Products (L&amp;I)</b>			
ETF Name	Listing Places	ETF Manager	
<b>Hang Seng Index</b>			
ChinaAMC Direxion HSI Daily (-1x) Inverse Product	Hong Kong	China Asset Management (Hong Kong) Limited	
ChinaAMC Direxion HSI Daily (2x) Leveraged Product	Hong Kong	China Asset Management (Hong Kong) Limited	
CSOP HSI Daily (-1x) Inverse Product	Hong Kong	CSOP Asset Management Co., Ltd	
CSOP HSI Daily (2x) Leveraged Product	Hong Kong	CSOP Asset Management Co., Ltd	
Mirae Asset Horizons HSI Daily (-1x) Inverse Product	Hong Kong	Mirae Asset Global Investments (HK) Ltd	
Mirae Asset Horizons HSI Daily (2x) Leveraged Product	Hong Kong	Mirae Asset Global Investments (HK) Ltd	
Samsung HSI Daily (-1x) Inverse Product	Hong Kong	Samsung Asset Management Co. Ltd	
Samsung HSI Daily (2x) Leveraged Product	Hong Kong	Samsung Asset Management Co. Ltd	
E Fund Yuanta HSI Daily (-1x) Inverse Product	Hong Kong	E Fund Management (Hong Kong) Co., Ltd.	
E Fund Yuanta Hang Seng Index Daily (2x) Leveraged Product	Hong Kong	E Fund Management (Hong Kong) Co., Ltd.	
<b>Hang Seng China Enterprises Index</b>			
ARIRANG Synth-China H Leverage ETF	South Korea	Hanwha Asset Management Co. Ltd	
Samsung KODEX China H Leverage ETF	South Korea	Samsung Asset Management Co. Ltd	
ChinaAMC Direxion HSCEI Daily (-1x) Inverse Product	Hong Kong	China Asset Management (Hong Kong) Limited	
ChinaAMC Direxion HSCEI Daily (2x) Leveraged Product	Hong Kong	China Asset Management (Hong Kong) Limited	
CSOP HSCEI Daily (-1x) Inverse Product	Hong Kong	CSOP Asset Management Co., Ltd	
CSOP HSCEI Daily (2x) Leveraged Product	Hong Kong	CSOP Asset Management Co., Ltd	
Mirae Asset Horizons HSCEI Daily (-1x) Inverse Product	Hong Kong	Mirae Asset Global Investments (HK) Ltd	
Mirae Asset Horizons HSCEI Daily (2x) Leveraged Product	Hong Kong	Mirae Asset Global Investments (HK) Ltd	
Samsung HSCEI Daily (-1x) Inverse Product	Hong Kong	Samsung Asset Management Co. Ltd	
Samsung HSCEI Daily (2x) Leveraged Product	Hong Kong	Samsung Asset Management Co. Ltd	
<b>HSI Short Index</b>			
Fuh Hwa Daily Hang Seng Inversed ETF	Taiwan	Fuh Hwa Securities Investment Trust Company Limited	
<b>HSI Leveraged Index</b>			
Fuh Hwa Daily Hang Seng Leveraged 2X ETF	Taiwan	Fuh Hwa Securities Investment Trust Company Limited	
<b>HSCEI Short Index</b>			
China Bear -1x HSCEI ETF	Japan	Simplex Asset Management Co., Ltd.	
Fubon Hang Seng H-Share Inverse Index ETF	Taiwan	Fubon Asset Management Company Limited	
<b>HSCEI Leveraged Index</b>			
China Bull 2x HSCEI ETF	Japan	Simplex Asset Management Co., Ltd.	
Fubon Hang Seng H-Share Leveraged Index ETF	Taiwan	Fubon Asset Management Company Limited	
<b>Exchange-traded Note (ETN)</b>			
ETN Name	Listing Places	ETN Manager	
<b>Hang Seng Index</b>			
Psagot HSI ETN	Israel	Psagot Investment House	
Harel Sal HSI ETN	Israel	Harel-Sal Ltd	
<b>Hang Seng China Enterprises Index</b>			
Index HSCEI ETN	Israel	Tachlit Index Sal Ltd	
KSM HSCEI ETN	Israel	KSM Sal Indices Certificates Ltd.	
<b>HSI Leveraged Index</b>			
Next Notes HSI Leveraged ETN	Japan	Nomura Asset Management Co., Ltd.	
<b>HSI Short Index</b>			
Next Notes HSI Short ETN	Japan	Nomura Asset Management Co., Ltd.	
<b>HSCEI Short Index</b>			
TRUE HSCEI Short Index ETN (H)	South Korea	Korea Investment & Securities Co., Ltd	
<b>Classification Fund</b>			
Fund Name	Listing Places	Fund Manager	
<b>Hang Seng Index</b>			
Huitianfu Hang Seng Index Fund	Shenzhen	China Universal Asset Management Co., Ltd.	
<b>Hang Seng China Enterprises Index</b>			
Yinhua Hang Seng China Enterprises Index Fund	Shenzhen	Yinhua Fund Management Co. Ltd.	
<b>Listed Open-ended Fund (LOF)</b>			
Fund Name	Listing Places	Fund Manager	
<b>Hang Seng Index</b>			
Da Cheng Hang Seng Index Fund	Shenzhen	Da Cheng Fund Management Company Limited	
<b>Hang Seng China Enterprises Index</b>			
Harvest Hang Seng China Enterprises Index Securities Investment Fund	Shenzhen	Harvest Fund Management Co., Ltd.	
<b>Hang Seng Composite MidCap &amp; SmallCap Index</b>			
Da Cheng Hang Seng MidCap & SmallCap Index Fund	Shenzhen	Da Cheng Fund Management Company Limited	
<b>Hang Seng Composite MidCap Index</b>			
GF Hang Seng MidCap Index Fund	Shanghai	GF Fund Management Co., Ltd.	
<b>Hang Seng Composite SmallCap Index</b>			
E Fund Hong Kong Hang Seng Composite SmallCap Index Fund	Shenzhen	E Fund Management Company Limited	
<b>Hang Seng China (Hong Kong-listed) 25 Index</b>			
Fortune SG Hong Kong Stock Through Hang Seng China 25 Index Fund	Shanghai	Fortune SG Asset Management Co., Ltd.	
<b>Hang Seng China Enterprises Smart Index</b>			
China Southern Hang Seng China Enterprise Prudent Index Fund	Shenzhen	China Southern Asset Management Co., Ltd.	



# Index Products

As at 29 Mar 2018

(Sorted by Fund Inception Date)

(Sorted by Fund Inception Date)

Mandatory Provident Fund (MPF)		
MPF Name	Sponsor/Trustee	
Hang Seng Index		
BOCI-Prudential My Choice Hong Kong Tracking Fund	BOCI-Prudential Trustee Limited	
BCT (Pro) Hang Seng Index Tracking Fund	Bank Consortium Trust Company Limited	
BCOM HSI Tracking (CF) Fund	Bank of Communications Trustee Limited	
BEA Hong Kong Tracker Fund	Bank of East Asia (Trustees) Limited	
Hang Seng Index Tracking Fund	HSBC Provident Fund Trustee (Hong Kong) Limited	
Invesco Hang Seng Index Tracking Fund	Invesco Hong Kong Limited	
Principal Hang Seng Index Tracking Fund	Principal Trust Company (Asia) Limited	
Fidelity Hong Kong Tracker Fund	FIL Investment Management (Hong Kong) Limited	
Manulife MPF Hang Seng Index Tracking Fund	Manulife Provident Funds Trust Company Limited	
Hang Seng China Enterprises Index		
Hang Seng China Enterprises Index Fund	HSBC Provident Fund Trustee (Hong Kong) Limited	
BEA China Tracker Fund	Bank of East Asia (Trustees) Limited	
Index Fund		
Fund Name	Offering Places	Fund Manager
Hang Seng Index		
Voya Hang Seng Index Portfolio	USA	ING Investment Management Co. and ING Investments, LLC
Hong Kong Hang Seng Index Fund	Japan	Sumitomo Mitsui Asset Management Company Limited
Hang Seng Index Fund	Hong Kong	Hang Seng Investment Management Limited
Hang Seng Index Leveraged 150 Fund	Hong Kong	Hang Seng Investment Management Limited
Hang Seng China Enterprises Index		
MiraeAsset Indexro China H Leverage Master Fund	South Korea	Mirae Asset Global Investments Co., Ltd.
MiraeAsset MAPS China H Index Equity Trust I	South Korea	Mirae Asset Global Investments Co., Ltd.
Hang Seng China Enterprises Index Leveraged 150 Fund	Hong Kong	Hang Seng Investment Management Limited
KB China HSCEI (H) Index Securities Fund	South Korea	KB Asset Management Co., Ltd
Hang Seng China A Industry Top Index		
HSBC Jintrust Hang Seng China A Industry Top Index Fund	PRC	HSBC JinTrust Fund Management Company Limited
Hang Seng Composite MidCap Index		
Hang Seng HK MidCap Index Fund	Hong Kong	Hang Seng Investment Management Limited
Hang Seng China 50 Index		
Hang Seng China 50 Index Fund	Hong Kong	Hang Seng Investment Management Limited
Hang Seng Corporate Sustainability Index		
Hago Seng Corporate Sustainability Index Fund	Hong Kong	Hang Seng Investment Management Limited

## Futures & Options

Indexes	Daily Average Volume*					Open Interest				
	2018			2017	2016	2018			2017	2016
	Jan	Feb	Mar			Jan	Feb	Mar		
Futures										
Hang Seng Index	214,737	236,477	226,592	187,755	140,929	159,367	119,747	131,556	146,632	124,918
Hang Seng China Enterprises Index	145,713	185,269	147,523	119,885	137,673	281,959	220,159	277,083	234,623	322,904
Dividend Point Indexes <sup>#</sup> - Hang Seng Index	141	61	140	111	65	10,377	10,876	11,826	9,052	4,621
Dividend Point Indexes <sup>#</sup> - Hang Seng China Enterprises Index	2,681	1,670	766	624	2,386	80,400	84,695	88,841	72,636	109,112
HSI Volatility Index <sup>A</sup>	-	-	-	-	-	-	-	-	0	0
Options										
Hang Seng Index	62,466	66,116	54,081	51,442	39,025	417,056	416,120	383,781	345,906	252,082
Hang Seng China Enterprises Index	110,817	124,228	89,690	68,682	79,076	2,623,311	2,944,975	2,738,076	1,983,378	2,078,923

Source: Hong Kong Exchanges and Clearing Ltd.

\* Include both Standard and Mini futures/options. 1 Standard = 5 Mini

<sup>#</sup> Dividend Point Indexes futures was launched on 1 Nov 2010

<sup>A</sup> VHSI Futures was launched on 20 Feb 2012

## Warrants & Callable Bull/Bear Contracts ("CBBCs")

Indexes	Daily Average Turnover (HKD 'Mn)				
	2018			2017	2016
	Jan	Feb	Mar		
Warrants					
Hang Seng Index – linked	1,531	2,036	2,252	1,196	2,527
Hang Seng China Enterprises Index - linked	191	436	382	98	252
CBBCs					
Hang Seng Index – linked	7,154	7,086	6,630	4,012	5,260
Hang Seng China Enterprises Index - linked	96	124	125	46	125

Source: Hong Kong Exchanges and Clearing Ltd.

	Change (%)									Annualised		1-Year		
	Level	3-Month	YTD	1-Year	3-Year	5-Year	2017	2016	2015	Return (%)		Volatility (%)	Yield (%)	PE Ratio (Times)
										3-Year	5-Year			
HONG KONG-LISTED														
Hang Seng Index	30,093.38	0.58	0.58	24.81	20.85	34.95	35.99	0.39	(7.16)	6.52	6.18	14.61	3.6	13.4
Sub-indexes														
Hang Seng Finance Sub-index	41,272.54	1.09	1.09	26.23	19.39	30.87	34.71	(0.88)	(9.81)	6.09	5.53	17.09	3.7	11.8
Hang Seng Utilities Sub-index	56,872.75	2.19	2.19	4.83	2.45	1.35	11.23	(2.11)	(6.32)	0.81	0.27	9.79	7.6	17.7
Hang Seng Properties Sub-index	40,012.55	(0.19)	(0.19)	20.10	23.82	30.80	38.28	(3.06)	(2.09)	7.38	5.52	15.13	3.2	8.8
Hang Seng Commerce & Industry Sub-index	18,141.63	(0.08)	(0.08)	27.39	24.21	46.77	40.91	2.89	(5.29)	7.50	7.98	15.68	3.1	19.8
Hang Seng Composite Index	4,158.66	0.44	0.44	25.64	20.71	35.28	38.26	(0.89)	(7.52)	6.48	6.23	14.68	3.3	13.9
Hang Seng Composite Industry Indexes														
Energy	9,042.92	4.63	4.63	10.12	(8.07)	(31.55)	11.37	14.27	(31.33)	(2.77)	(7.30)	18.90	4.9	24.6
Materials	6,992.53	0.19	0.19	15.67	24.90	6.29	30.49	21.02	(18.68)	7.69	1.23	26.62	2.7	18.1
Industrials	1,584.34	3.64	3.64	25.36	8.67	45.36	39.04	(7.59)	(5.74)	2.81	7.77	17.09	2.8	15.5
Consumer Goods	5,938.59	0.28	0.28	35.69	21.63	26.73	(6.46)	(10.29)	(11.09)	6.74	4.85	16.23	2.4	21.3
Consumer Services	4,457.17	2.23	2.23	25.43	20.30	6.99	39.69	3.62	(23.92)	6.36	1.36	16.85	2.0	22.1
Telecommunications	1,539.18	(8.46)	(8.46)	(13.47)	(27.05)	(11.04)	(0.96)	(5.98)	(5.12)	(9.98)	(2.31)	13.33	7.2	13.4
Utilities	7,642.04	3.40	3.40	8.66	(0.90)	8.96	15.66	(7.44)	(8.14)	(0.30)	1.73	10.25	5.1	16.4
Financials	4,241.71	(0.10)	(0.10)	22.23	12.21	26.44	31.22	(3.06)	(10.01)	3.91	4.80	16.37	3.8	12.0
Properties & Construction	4,345.14	2.77	2.77	29.54	37.75	42.55	48.84	(1.84)	(2.57)	11.27	7.35	17.96	3.4	8.3
Information Technology	14,146.01	(0.45)	(0.45)	64.28	120.96	399.01	92.31	18.25	22.34	30.25	37.92	25.64	0.6	40.0
Conglomerates	2,638.69	(3.14)	(3.14)	2.56	(14.46)	4.91	13.29	(15.44)	3.83	(5.07)	0.96	12.43	3.3	8.8
Hang Seng Composite Size Indexes														
Hang Seng Composite LargeCap Index	2,528.24	0.67	0.67	27.98	24.56	38.66	40.33	0.44	(8.24)	7.59	6.76	14.77	3.4	13.8
Hang Seng Composite LargeCap & MidCap Index^a	4,321.85	0.14	0.14	25.95	21.66	36.82	39.22	(0.46)	(7.50)	6.75	6.47	14.74	3.3	13.8
Hang Seng Composite MidCap Index	5,326.69	(2.52)	(2.52)	16.03	8.33	27.69	33.47	(4.26)	(4.30)	2.70	5.01	16.36	3.1	13.8
Hang Seng Composite MidCap & SmallCap Index^a	3,432.85	(0.46)	(0.46)	16.70	7.45	23.20	30.23	(5.19)	(5.05)	2.42	4.26	16.03	3.0	14.2
Hang Seng Composite SmallCap Index	2,420.02	6.37	6.37	18.24	3.39	9.51	19.16	(8.23)	(7.40)	1.12	1.83	15.95	2.4	16.0
Hang Seng Foreign Companies Composite Index	3,014.44	2.27	2.27	20.93	16.67	8.50	34.51	19.09	(29.05)	5.27	1.64	13.93	2.6	17.5
Hang Seng Global Composite Index	4,206.50	0.50	0.50	25.63	19.88	35.36	38.07	(1.31)	(7.62)	6.23	6.24	14.50	3.2	14.1
Hang Seng Corporate Sustainability Benchmark Index	3,084.77	0.01	0.01	23.17	20.67	41.32	34.93	0.75	(5.76)	6.46	7.16	14.60	3.9	11.9
Hang Seng China Enterprises Index	11,998.34	2.47	2.47	16.79	(2.82)	10.11	24.64	(2.75)	(19.39)	(0.95)	1.95	18.20	3.8	9.9
Hang Seng China-Affiliated Corporations Index	18,962.44	(0.40)	(0.40)	11.94	(5.19)	1.06	23.36	(11.45)	(6.85)	(1.76)	0.21	14.55	3.2	14.0
Hang Seng China H-Financials Index	9,139.75	1.40	1.40	17.70	0.92	27.47	25.54	(5.02)	(14.89)	0.31	4.97	19.65	3.6	8.7
Hang Seng China (Hong Kong-listed) 100 Index	9,139.75	2.30	2.30	29.07	17.74	39.57	39.53	(1.29)	(10.61)	5.60	6.90	17.29	3.2	12.4
Hang Seng China (Hong Kong-listed) 25 Index	10,752.31	2.57	2.57	26.97	14.02	36.64	34.83	(0.78)	(11.89)	4.47	6.44	18.03	3.8	11.7
Hang Seng HK 35	3,327.28	(1.41)	(1.41)	17.41	20.01	27.76	32.11	0.21	(4.98)	6.27	5.02	11.38	3.9	13.5
Hang Seng REIT Index	7,466.76	(0.60)	(0.60)	14.61	22.50	23.83	21.41	4.69	0.69	7.00	4.37	8.26	5.7	6.2
Hang Seng Corporate Sustainability Index	3,329.19	(0.68)	(0.68)	12.42	7.88	34.58	24.30	(2.98)	(3.58)	2.56	6.12	12.20	4.8	11.0
Hang Seng High Dividend Yield Index	1,325.47	6.62	6.62	26.34	33.33	34.33	35.02	(1.56)	(4.75)	10.06	6.08	15.68	5.9	9.8
Hang Seng Low Volatility Index	8,773.26	1.25	1.25	10.53	8.65	21.36	18.65	0.05	(6.88)	2.80	3.95	10.14	3.9	8.9
Hang Seng High Beta Index	6,292.37	1.38	1.38	22.76	(0.74)	15.23	33.01	(11.71)	(15.09)	(0.25)	2.88	22.76	2.8	12.3
Hang Seng Sector Index Series														
Hang Seng IT Hardware Index	3,540.45	(10.59)	(10.59)	9.51	14.55	34.03	41.29	6.38	(7.47)	4.63	6.03	24.24	3.1	16.2

<sup>a</sup> The Hang Seng Composite LargeCap & MidCap Index aims at reflecting the overall performance of LargeCap & MidCap sectors and the Hang Seng Composite MidCap & SmallCap Index aims at reflecting the overall performance of MidCap & SmallCap sectors.

	Change (%)									Annualised		1-Year		
	Level	3-Month	YTD	1-Year	3-Year	5-Year	2017	2016	2015	Return (%)		Volatility	Yield	PE Ratio
										3-Year	5-Year			
Hang Seng Mainland Banks Index	3,410.98	9.68	9.68	20.80	12.50	26.44	19.79	2.14	(17.53)	4.00	4.80	20.57	4.3	7.1
Hang Seng Mainland Healthcare Index	6,027.17	12.67	12.67	49.77	61.06	125.16	55.20	(6.87)	1.02	17.22	17.62	21.72	1.2	24.3
Hang Seng Mainland Oil & Gas Index	1,813.29	3.17	3.17	8.85	(10.95)	(36.49)	11.78	6.28	(25.39)	(3.79)	(8.68)	18.71	4.3	68.4
Hang Seng Mainland Properties Index	7,042.88	9.01	9.01	82.53	108.67	105.50	109.30	(13.15)	11.16	27.79	15.49	33.95	2.8	10.0
Hang Seng Software & Services Index	8,235.65	6.85	6.85	21.17	43.33	177.52	39.65	(5.80)	39.43	12.75	22.65	26.30	0.9	34.8
Hang Seng Consumer Goods & Services Index	3,522.80	(2.24)	(2.24)	30.36	16.62	11.44	49.44	(1.49)	(19.05)	5.26	2.19	15.81	2.6	20.6
Hang Seng Healthcare Index	5,444.44	14.91	14.91	47.74	41.42	83.37	43.23	(11.06)	(3.21)	12.24	12.89	20.69	1.1	28.5
Hang Seng Internet & Information Technology Index	4,263.29	(5.53)	(5.53)	12.61	19.48	65.52	34.54	6.20	1.79	6.11	10.60	21.15	1.6	27.2
Hang Seng Stock Connect Hong Kong Index	3,864.84	0.46	0.46	26.50	-	-	39.30	(0.63)	-	-	-	15.02	3.3	14.1
Hang Seng Stock Connect Hong Kong MidCap & SmallCap Index	3,588.63	(1.29)	(1.29)	18.54	-	-	34.82	(5.45)	-	-	-	17.19	2.8	14.8
Hang Seng Stock Connect Hong Kong SmallCap Index	3,197.05	6.60	6.60	20.98	-	-	21.72	(9.78)	-	-	-	17.90	2.2	16.4
Hang Seng SCHK Mainland China Banks Index	3,205.20	8.84	8.84	15.15	-	-	14.18	(0.27)	-	-	-	19.79	4.2	6.6
Hang Seng SCHK High Dividend Low Volatility Index	4,329.88	1.01	1.01	13.41	12.44	22.36	25.93	0.60	(10.51)	3.99	4.12	13.15	4.7	9.1
Hang Seng SCHK HK Companies Index	3,650.34	(1.47)	(1.47)	16.44	17.48	-	31.20	(1.11)	(4.81)	5.52	0.00	11.63	3.8	14.3
Hang Seng SCHK Mainland China Companies Index	3,914.14	2.30	2.30	28.81	20.88	-	40.03	(1.07)	(7.93)	6.53	0.00	17.21	3.1	13.0
Hang Seng SCHK ex-AH Companies Index	4,082.91	(0.31)	(0.31)	27.08	26.79	-	41.92	(1.33)	(2.50)	8.23	0.00	13.99	3.1	16.0
Hang Seng SCHK New Economy Index	4,340.43	(1.73)	(1.73)	26.89	24.42	-	49.34	(0.70)	(0.71)	7.56	0.00	17.70	2.3	22.5
Hang Seng SCHK Quality Growth Low Volatility Index	5,021.81	2.71	2.71	28.89	28.00	62.38	37.17	(0.91)	(2.50)	8.58	10.18	16.42	3.7	11.3
HSI Volatility Index	26.14	79.04	79.04	108.12	105.02	77.94	(13.56)	(8.65)	5.42	27.04	12.22	85.41	-	-
Hang Seng Risk Adjusted Index Series														
Hang Seng Risk Adjusted Index - HSI 20%	78,062.48	0.16	0.16	28.26	28.57	54.04	41.04	1.85	(5.30)	8.74	9.02	14.14	-	-
Hang Seng Risk Adjusted Index - HSCEI 25%	18,726.61	2.08	2.08	20.53	5.87	28.61	29.12	(0.67)	(16.78)	1.92	5.16	17.79	-	-
Hang Seng Short & Leveraged Index Series														
Short Indexes														
HSI Short Index	4,834.61	(2.01)	(2.01)	(24.33)	(33.08)	(46.98)	(30.09)	(7.67)	(0.52)	(12.53)	(11.92)	14.47	-	-
HSCEI Short Index	737.83	(4.01)	(4.01)	(20.37)	(21.70)	(41.70)	(24.52)	(6.87)	11.41	(7.83)	(10.23)	18.17	-	-
Hang Seng H-Fin Short Index	381.01	(3.22)	(3.22)	(21.18)	(25.70)	(51.38)	(25.10)	(5.02)	4.31	(9.43)	(13.43)	19.66	-	-
HSI 2x Short Index	357.94	(5.20)	(5.20)	(44.22)	(59.99)	(76.10)	(51.97)	(18.08)	(5.55)	(26.31)	(24.90)	28.86	-	-
HSCEI 2x Short Index	1,927.36	(9.52)	(9.52)	(39.02)	(99.48)	(73.88)	(44.54)	(18.18)	14.69	(82.71)	(23.55)	36.30	-	-
Hang Seng H-Fin 2x Short Index	583.18	(8.23)	(8.23)	(40.62)	(99.54)	(82.47)	(45.62)	(14.81)	(0.59)	(83.38)	(29.40)	39.31	-	-
Leveraged Indexes														
HSI Leveraged Index	25,121.61	(0.19)	(0.19)	51.65	30.32	54.57	81.80	(3.17)	(17.79)	9.23	9.10	29.35	-	-
HSCEI Leveraged Index	6,796.30	3.03	3.03	31.14	(20.45)	(6.77)	51.31	(10.84)	(39.97)	(7.34)	(1.39)	36.51	-	-
Hang Seng H-Fin Leveraged Index	15,429.36	0.66	0.66	32.42	(15.35)	20.78	52.93	(14.87)	(33.87)	(5.40)	3.85	39.40	-	-
Hang Seng Equal Weighted Index	1,896.93	0.36	0.36	17.71	8.72	15.49	31.17	(3.94)	(10.59)	2.83	2.92	12.71	3.8	12.7
Hang Seng China Enterprises Equal Weighted Index	2,311.49	0.00	0.00	8.49	(12.80)	2.42	18.81	(4.74)	(20.15)	(4.46)	0.48	16.29	3.2	11.4
Hang Seng Futures Index Series														
Hang Seng Futures Index	35,050.67	0.36	0.36	27.27	29.07	50.62	39.52	3.30	(5.84)	8.88	8.54	14.59	-	-
Hang Seng Futures RMB FX Index	36,159.42	4.61	4.61	40.75	28.69	50.07	50.31	(2.45)	(11.35)	8.77	8.46	15.30	-	-
Hang Seng China Enterprises Futures Index	13,959.49	2.38	2.38	19.99	4.46	25.53	28.27	(0.10)	(17.99)	1.47	4.65	18.23	-	-
Hang Seng China Enterprises Futures RMB FX Index	14,386.86	6.69	6.69	32.68	4.11	24.97	38.21	(5.69)	(22.80)	1.35	4.56	18.84	-	-

	Change (%)									Annualised		1-Year		
	Level	3-Month	YTD	1-Year	3-Year	5-Year	2017	2016	2015	Return (%)		Volatility	Yield	PE Ratio
										3-Year	5-Year	(%)	(%)	(Times)
Hang Seng Futures Short & Leveraged Index Series														
HSCEI Futures Short Index	8,494.65	2.02	2.02	(12.66)	(11.65)	(31.96)	(22.15)	(5.16)	12.80	(4.04)	(7.41)	18.09	-	-
HSCEI Futures 2x Leveraged Index	11,520.02	8.86	8.86	49.80	(0.14)	33.47	64.12	(5.51)	(37.85)	(0.05)	5.94	36.67	-	-
CROSS MARKET-LISTED														
Hang Seng China 50 Index	9,077.56	1.52	1.52	30.93	17.57	55.42	38.50	(3.74)	(9.21)	5.54	9.22	14.60	3.0	11.8
Hang Seng Stock Connect China AH Premium Index	127.06	(2.52)	(2.52)	7.17	(4.34)	23.79	6.54	(12.45)	8.03	(1.47)	4.36	15.74	-	-
Hang Seng (Mainland and HK) Corporate Sustainability Index	3,342.82	(0.81)	(0.81)	22.83	12.65	46.39	33.79	(4.45)	(5.21)	4.05	7.92	13.12	3.9	10.8
Hang Seng Stock Connect China AH (A+H) Index	2,699.10	0.71	0.71	24.92	3.58	41.69	32.95	(8.22)	(12.22)	1.18	7.22	15.21	3.2	11.3
Hang Seng Stock Connect China AH (A) Index	2,716.91	(3.97)	(3.97)	19.16	6.78	66.55	30.77	(7.69)	(3.71)	2.21	10.74	15.10	2.9	12.2
Hang Seng Stock Connect China AH (H) Index	2,375.74	1.99	1.99	20.65	5.62	26.93	29.79	(1.34)	(17.03)	1.84	4.88	18.59	3.6	10.3
Hang Seng Stock Connect China AH Smart Index	5,613.43	1.48	1.48	21.00	10.07	65.61	29.89	(0.71)	(13.47)	3.25	10.62	18.27	3.6	10.3
Hang Seng CSI Shanghai-Hong Kong AH Smart Index	8,653.09	(1.63)	(1.63)	8.71	-	-	19.17	7.07	-	-	-	18.42	3.7	10.0
Hang Seng China Enterprise Smart Index	16,755.39	2.43	2.43	17.96	2.42	44.97	25.27	(2.04)	(16.16)	0.80	7.71	17.95	3.8	9.9
Hang Seng Shenzhen Hong Kong Index Series														
Hang Seng Shenzhen Hong Kong Index	5,535.95	(4.50)	(4.50)	11.84	24.79	88.13	26.46	(0.18)	20.03	7.66	13.47	13.52	2.5	16.7
Hang Seng Shenzhen Hong Kong Financials Index	5,406.41	(6.71)	(6.71)	19.66	20.53	88.40	37.40	(3.41)	10.48	6.42	13.51	16.37	3.5	14.0
Hang Seng Shenzhen Hong Kong Consumption Index	4,232.34	(2.30)	(2.30)	15.94	17.30	41.56	27.25	1.45	(2.92)	5.46	7.20	16.19	4.1	26.0
Hang Seng Shenzhen Hong Kong Real Estate Index	5,217.32	(3.30)	(3.30)	6.95	23.59	66.92	20.08	(3.58)	25.53	7.32	10.79	13.96	2.7	9.5
Hang Seng Shenzhen Hong Kong Information Technology Index	10,831.49	(3.90)	(3.90)	21.87	60.47	276.34	37.77	11.30	42.73	17.07	30.35	20.45	0.8	34.9
Hang Seng Shenzhen Hong Kong Infrastructure & Transportation Index	3,571.21	(6.10)	(6.10)	(10.44)	(5.70)	29.16	3.13	(10.88)	29.05	(1.94)	5.25	12.05	2.1	16.6
MAINLAND-LISTED														
Hang Seng China A IndustryTop Index	4,873.59	(1.44)	(1.44)	30.93	31.89	97.69	44.42	(2.13)	6.86	9.67	14.60	14.21	2.6	16.1
Hang Seng China A Top 100 Index	8,127.44	(3.05)	(3.05)	21.16	12.16	77.49	32.03	(4.75)	(1.08)	3.90	12.16	14.21	2.5	12.9
Hang Seng (China A) Corporate Sustainability Benchmark Index	4,007.11	(3.46)	(3.46)	26.04	27.26	96.60	37.93	(4.89)	5.55	8.37	14.48	15.34	2.5	10.9
Hang Seng (China A) Corporate Sustainability Index	2,841.97	(5.46)	(5.46)	24.86	17.52	87.63	41.04	(5.43)	(1.63)	5.53	13.41	16.12	2.4	10.8
BOND INDEXES														
Hang Seng iBond Index Series														
Hang Seng iBond Composite Total Return Index	134.18	0.91	0.91	2.92	7.22	16.07	1.82	1.17	4.47	2.35	3.03	4.17	-	-
Hang Seng iBond 1906 Total Return Index	110.43	2.28	2.28	4.77	-	-	-	-	-	-	-	5.12	-	-
Hang Seng Markit iBoxx Offshore RMB Bond Index family														
Hang Seng Markit iBoxx Offshore RMB Bond Overall Index	121.68	1.05	1.05	4.73	14.05	-	4.26	4.59	3.24	4.48	-	0.56	-	-
Hang Seng Markit iBoxx Offshore RMB Corporates Bond Index	127.59	0.99	0.99	5.17	17.34	-	5.57	5.60	3.87	5.47	-	0.61	-	-
Hang Seng Markit iBoxx Offshore RMB China Government Bond Index	112.50	1.19	1.19	4.41	8.99	-	2.45	2.97	2.20	2.91	-	0.85	-	-
Hang Seng Markit iBoxx Offshore RMB Non-Sovereigns Bond Index	125.64	0.93	0.93	4.96	16.29	-	5.32	5.23	3.58	5.16	-	0.61	-	-
Hang Seng Markit iBoxx Offshore RMB Large Cap Bond Index	121.06	1.06	1.06	4.69	13.92	-	4.20	4.56	3.15	4.44	-	0.58	-	-
Hang Seng Markit iBoxx Offshore RMB High Yield Bond Index	148.45	1.20	1.20	7.95	29.22	-	9.41	8.26	7.26	8.92	-	1.04	-	-
Hang Seng Markit iBoxx Offshore RMB Investment Grade Bond Index	118.54	1.04	1.04	4.52	12.26	-	3.83	4.08	2.60	3.93	-	0.58	-	-
OTHER INDEXES														
Dividend Point Index Series														
HSI Dividend Point Index	104.50	-	-	-	-	-	-	-	-	-	-	-	-	-
HSCEI Dividend Point Index	0.00	-	-	-	-	-	-	-	-	-	-	-	-	-

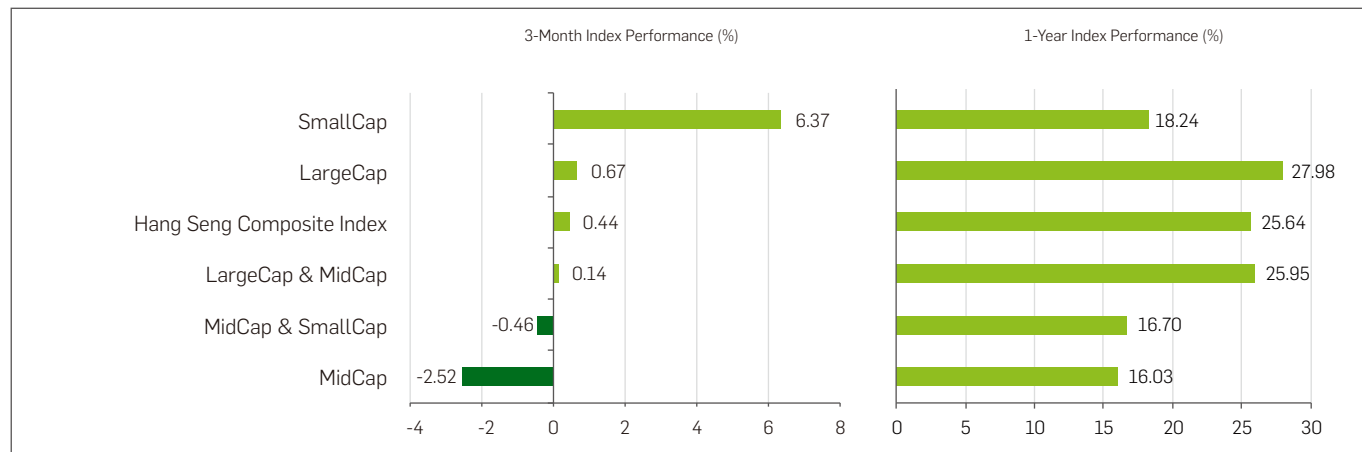
As at 29 Mar 2018

Index Performance

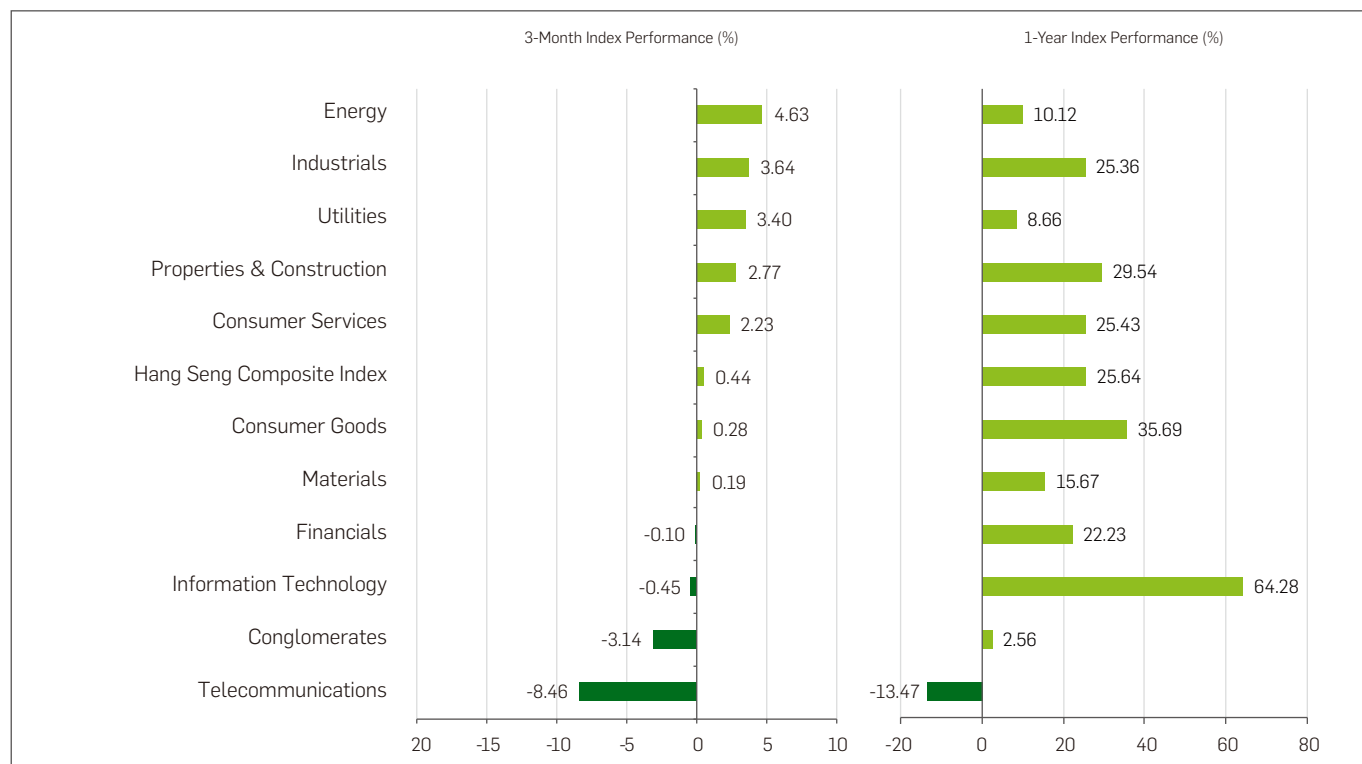
# Index Rankings

Hang Seng Family of Indexes  
As at 29 March 2018

## Hang Seng Composite Index Size Indexes



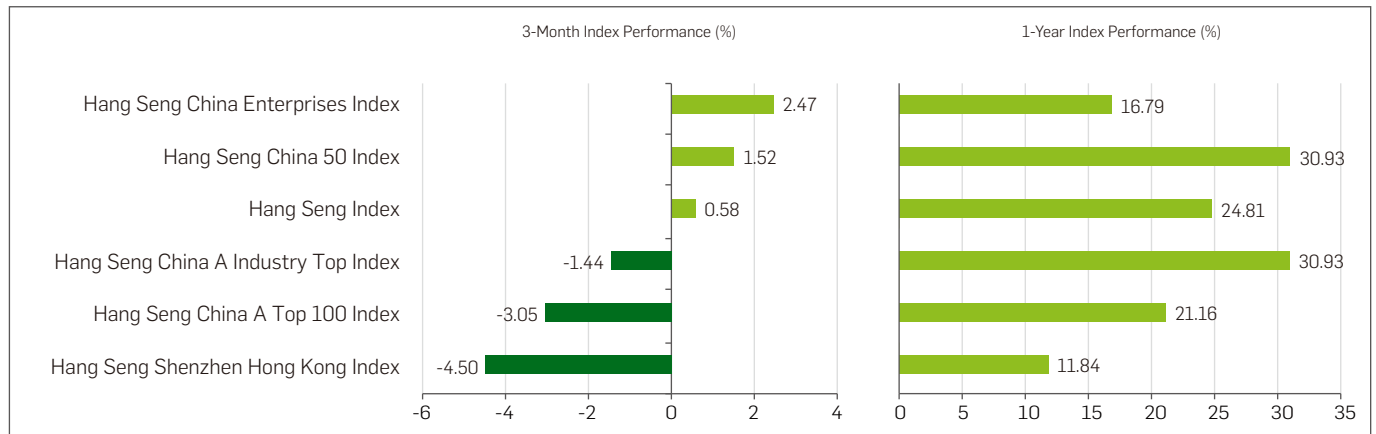
## Industry Indexes



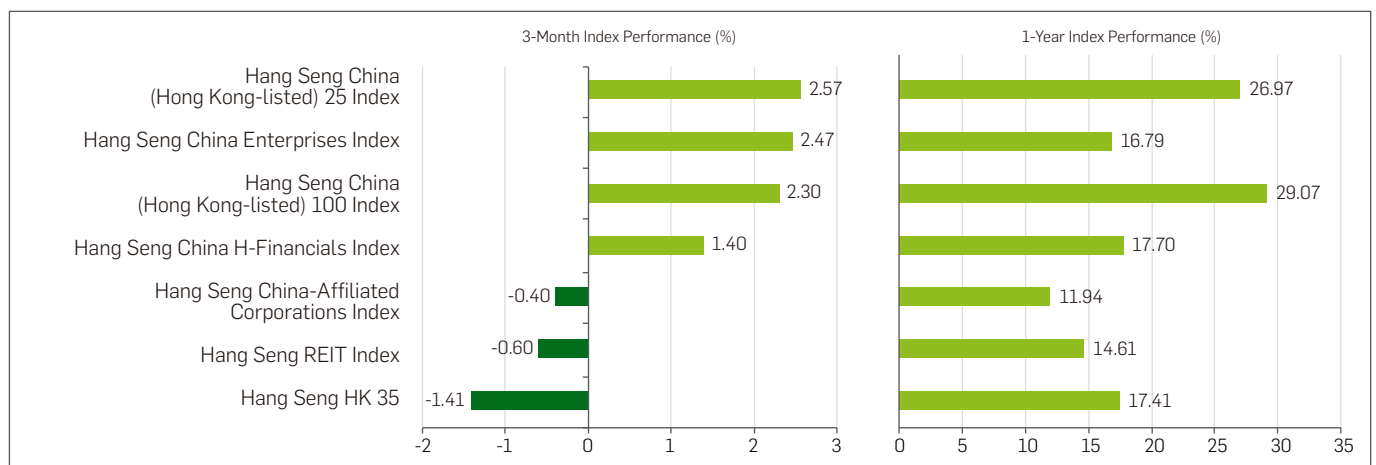
# Index Rankings

Hang Seng Family of Indexes  
As at 29 March 2018

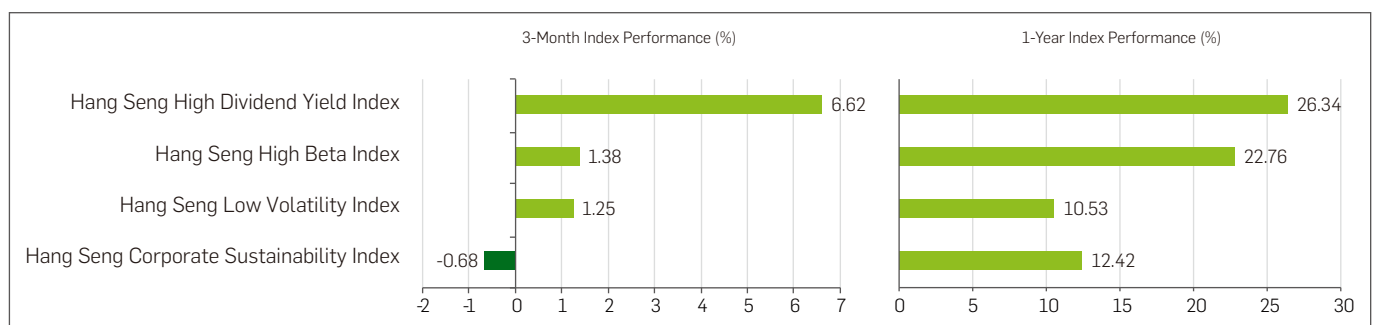
## Market Indexes



## Thematic Indexes (By Share Class)



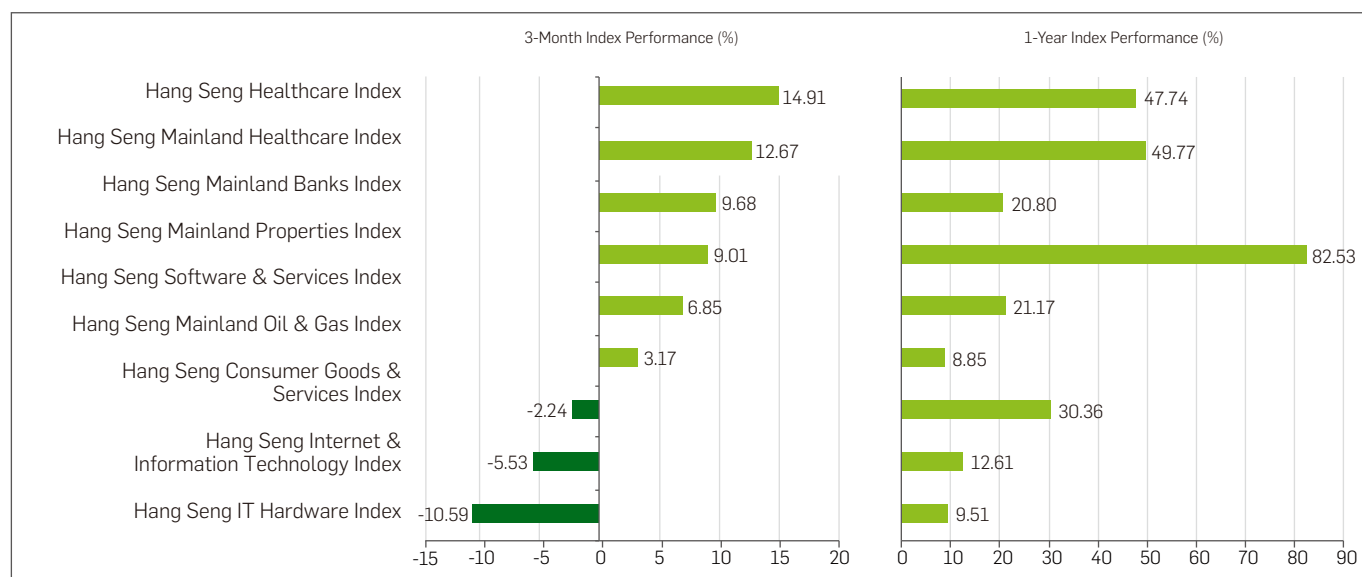
## Thematic Indexes (By Strategy)



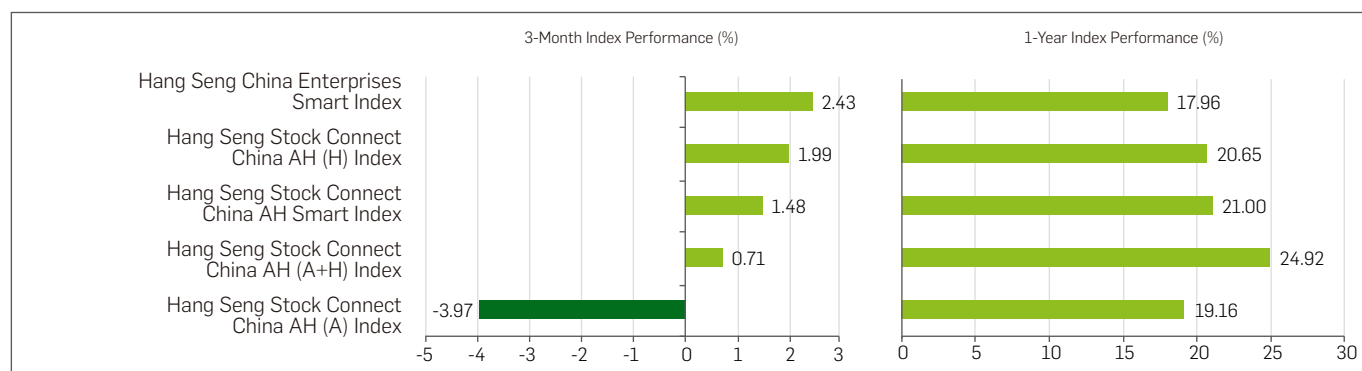
# Index Rankings

Hang Seng Family of Indexes  
As at 29 March 2018

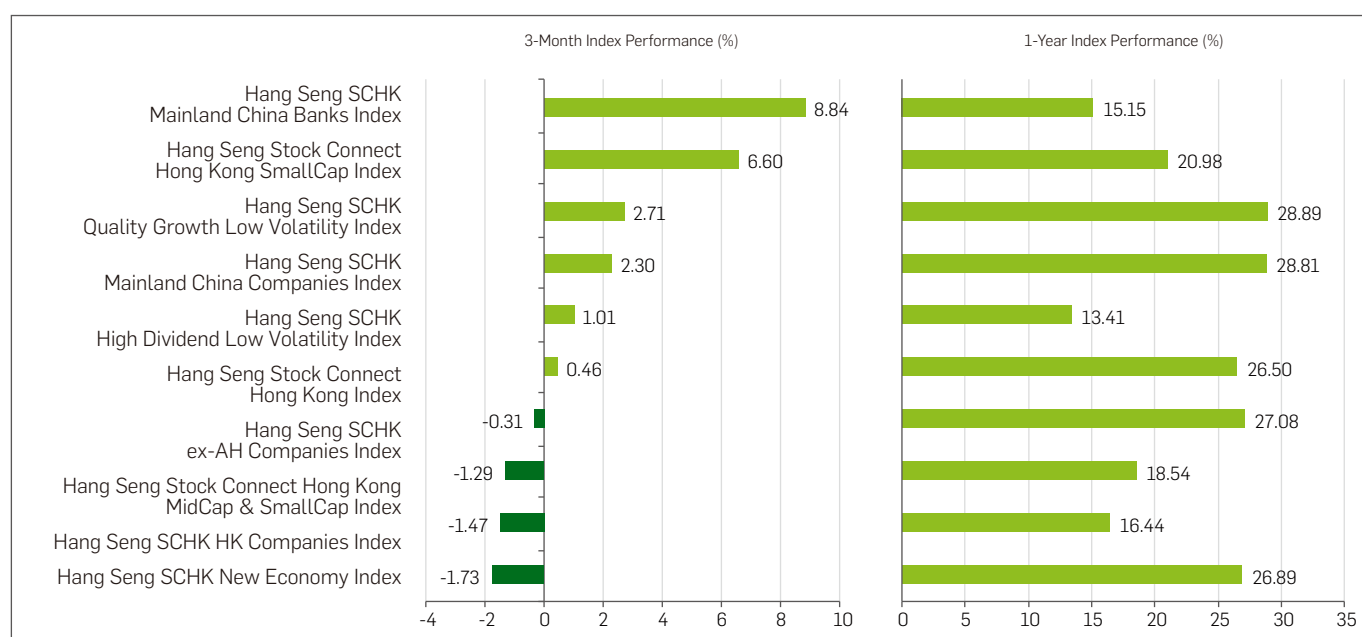
## Thematic Indexes (By Sector)



## AH Indexes



## Stock Connect Indexes

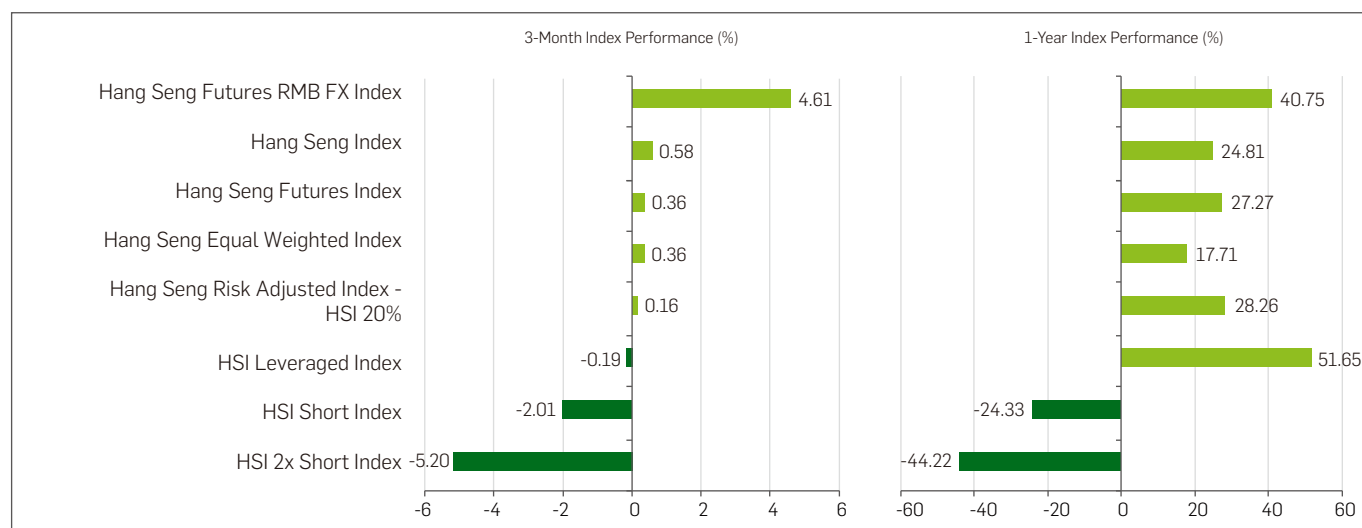


Remark: Backdated index data is included.

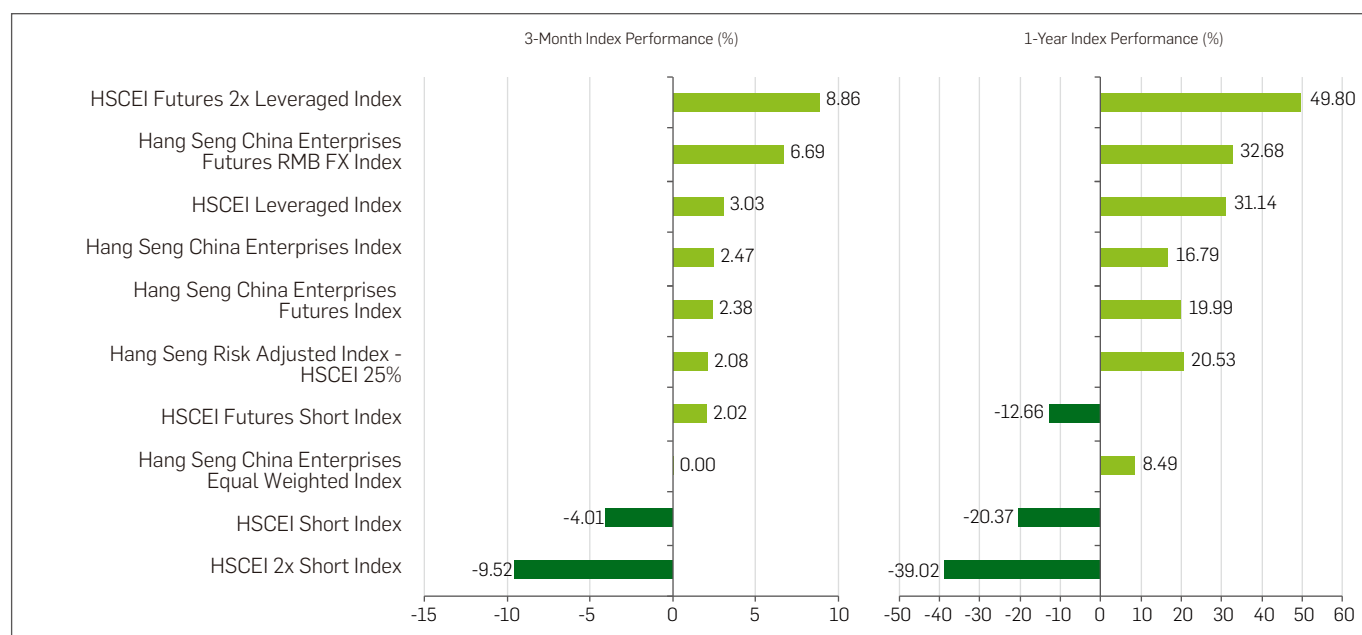
# Index Rankings

Hang Seng Family of Indexes  
As at 29 March 2018

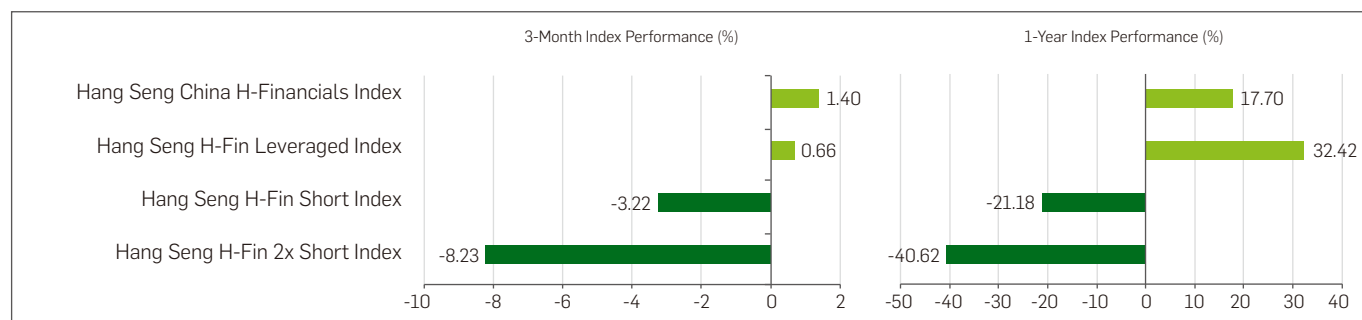
## Hang Seng Index and its derived indexes



## Hang Seng China Enterprises Index and its derived indexes



## Hang Seng China H-Financials Index and its derived indexes



Remark: Backdated index data is included.



# Hang Seng Industry Classification System

Industry	Sector	Subsector	Definition
00 Energy	0010 Oil & Gas	001010 Oil & Gas Producers	Companies involved in exploration for, refining, distribution and supply and production of oil and gas
		001020 Oil & Gas Equipment & Services	Manufacturers of equipment and providers of supplies and services to oil and gas producers
	0020 Coal	002010 Coal	Companies involved in mining, distribution and supply of coal
05 Materials	0510 Gold & Precious Metals	051010 Gold & Precious Metals	Companies engaged in exploration for and refining of gold and other precious metals as well as diamonds; and companies involved in the development of mines for the same
	0520 Diversified Metals & Minerals	052010 Iron & Steel	Producers, processors and traders of iron and steel and related products; includes companies that primarily mine for the same
		052020 Copper	Producers, processors and traders of copper and related products; includes companies that primarily mine for the same
		052030 Aluminium	Producers, processors and traders of aluminium and related products; includes companies that primarily mine for the same
		052040 Other Metals & Minerals	Producers, processors and traders of metals and minerals not classified elsewhere; and companies engaged in general mining
	0530 Basic Materials	053010 Fertilisers & Agricultural Chemicals	Producers and distributors of fertilisers, pesticides or other agriculture-related chemicals
		053020 Forestry & Timber	Manufacturers and distributors of timber and related wood products; owners and operators of timber tracts, forest nurseries and sawmills
		053030 Paper	Manufacturers and distributors of all grades of paper
		053040 Specialty Chemicals	Companies that produce and supply polymers (e.g. plastics and synthetic fibres), dyes, coatings and other chemicals for specialised applications
10 Industrials	1010 Industrial Engineering	101010 Commercial Vehicles & Trucks	Manufacturers and distributors of commercial vehicles such as trucks, buses, ferries and cruisers; container producers and companies that provide assemblies and parts of the related
		101020 Industrial Components & Equipment	Makers, distributors and installers of general industrial machinery and components such as casting and moulding equipment, laminates, printed circuit boards, electrical wires and glass

# Hang Seng Industry Classification System

Industry	Sector	Subsector	Definition
		101030 Environmental Engineering	Manufacturers of power-generating equipment and suppliers of environmental protection related products and services such as power turbines, waste treatment and pollution control equipment
		101040 Heavy Industrial Machinery	Manufacturers & distributors of heavy machinery including construction equipment, heavy agricultural machinery and producers of related parts
		101050 New Energy Materials	Producers and distributors of environmental friendly energy materials & devices such as solar cells and green energy storage devices
		101060 Aerospace & Defence	Manufacturers of civil or military aerospace and defence equipment, parts or products
	1020 Industrial Transportation	102010 Shipping & Port Operation	Owners and operators of ports and terminal facilities; providers of marine transportation for commercial use
		102020 Railway & Tollroad Operation	Providers of industrial railway transportation and railway lines; companies that operate roads, highways, bridges and tunnels
		102030 Air Freight & Logistics	Companies providing air freight transportation, courier and logistics services; providers of mail and package delivery services for commercial and consumer use
	1030 Commercial & Professional Services	103010 Sourcing & Supply Chain Service	Providers of procurement service of diversified products for the commercial and industrial sectors; companies providing contract logistics solutions along the entire supply chain
		103020 Printing & Packaging	Makers and distributors of cardboard, bags, boxes, cans and containers used for packaging; companies providing commercial printing services
20 Consumer Goods	2010 Automobiles	201010 Automobiles	Companies that produce and distribute passenger automobiles and light trucks
		201020 Auto Parts	Manufacturers and distributors of parts and accessories for automobiles and motorcycles
	2020 Household Goods & Electronics	202010 Home Appliances	Manufacturers and distributors of electric household appliances and related products
		202020 Consumer Electronics	Manufacturers and distributors of consumer electronics, such as TVs and other audio-visual products
		202030 Toys & Leisure Products	Manufacturers and distributors of leisure products and equipment, including sports equipment, bicycles and toys
		202040 Household Goods	Manufacturers and distributors of durable household products, including soft home furnishings or furniture, kitchenware and consumer specialties not classified elsewhere

# Hang Seng Industry Classification System

Industry	Sector		Subsector		Definition
	2030	Textiles, Clothing & Personal Care	203010	Textiles & Fabrics	Producers and traders of fabrics, yarns and related textile products; providers of related processing services
			203020	Apparel	Designers, makers and distributors of all types of clothing
			203030	Footwear	Designers, makers and distributors of all types of footwear
			203040	Jewellery & Timepieces	Designers, makers and distributors of jewellery, jadeites, gemstones, watches, timepieces and similar items
			203050	Other Accessories	Manufacturers and distributors of leather goods, handbags, eyewear and other accessories not classified elsewhere
			203060	Cosmetics & Personal Care	Manufacturers and distributors of personal care and beauty products, including cosmetics, perfumes, toiletries, personal-care and hygiene products
	2040	Food & Beverages	204010	Packaged Foods	Producers and distributors of processed food, including noodles, snacks, fruit, vegetables and frozen food products
			204020	Dairy Products	Producers and suppliers of milk, ice cream and other dairy-related products
			204030	Non-alcoholic Beverages	Manufacturers and distributors of non-alcoholic beverages, such as soda, fruit juices, tea, coffee and bottled water
			204040	Alcohols	Producers and traders of beer, wine, spirits and other alcoholic beverages
			204050	Food Additives	Producers and distributors of food additives such as flavours and fragrances
	2050	Healthcare	205010	Medical Devices	Manufacturers and suppliers of healthcare equipment and devices
			205020	Pharmaceuticals	Companies engaged in the research, development, production or distribution of pharmaceuticals
			205030	Biotechnology	Companies engaged in the research, development and manufacturing of biological substances usually involving genetic analysis and engineering for medicine discovery and diagnostic development, such as providers of these medicines and diagnostic products
	2060	Agricultural Products	206010	Poultry & Meat	Companies engaged in livestock raising, livestock slaughtering, and the production and supply of meat, poultry or fish products
			206020	Agricultural Products	Companies that grow, process and trade agricultural goods, such as crops, fruits, brewing materials, edible oil and corn-based refined products
			206030	Animal Feeds	Companies engaged in the manufacturing, development and distribution of feedstock products and related activities

# Hang Seng Industry Classification System

Industry	Sector	Subsector	Definition
30 Consumer Services	3010 Retailers	301010 Department Stores	Owners and operators of department stores
		301020 Supermarkets & Convenience Stores	Owners and operators of stores offering diversified general merchandise
	3020 Hotels, Casinos, Restaurants & Leisure Facilities	302010 Casinos & Gaming	Owners and operators of casinos and gaming facilities including companies which provide lottery and betting services
		302020 Hotels & Resorts	Operators and managers of hotels, motels, lodges, resorts, spas and campgrounds
		302030 Travel & Tourism	Companies providing travel and tourism-related services, including travel agents, online travel reservation services, cruise-ship operators and automobile rental firms
		302040 Restaurants	Owners and operators of restaurants, bars, coffee shops, fast-food facilities; providers of food catering services
		302050 Leisure & Recreational Facilities	Providers of leisure facilities and services, including fitness centres, sports team management and amusement parks
	3030 Media & Entertainment	303010 Advertising & Marketing	Companies providing advertising, marketing or public relations services
		303020 Broadcasting	Owners and operators of television or radio broadcasting systems
		303030 Movies & Entertainment	Companies engaged in the production and distribution of movies, television shows, music, artiste management and theatre operation
		303040 Publishing	Publishers of newspapers, magazines and books; providers of information via print or electronic media
	3040 Transportation	304010 Public Transport	Companies that provide passenger transportation, such as buses, taxis, rail and ferry companies
		304020 Airlines	Companies that provide passenger air transportation, including airport operators and service providers to airline companies
	3045 Healthcare Services	304510 Medical & Aesthetic Services	Medical & aesthetic service providers including hospital, clinic and beauty shop
	3050 Support Services	305005 Education	Companies that provide education related services (e.g. provision of formal education, tutorial classes, consultancy services, educational materials, vocational training, interest classes, and online training courses)
		305010 Other Support Services	Providers of non-financial services to consumer sectors not classified elsewhere (e.g. employment, cleaning and laundry, funeral services, multi-media contact services, auction and security services)

# Hang Seng Industry Classification System

Industry		Sector		Subsector		Definition
35	Telecommunications	3500	Telecommunications	350010	Satellite & Wireless Communication	Providers of satellite and wireless data communication solutions and related services
				350020	Telecommunication Services	Operators of primarily mobile and fixed-line telecommunication networks
40	Utilities	4000	Utilities	400010	Electricity	Companies that produce or distribute electricity
				400020	Gas Distribution	Companies that distribute and transmit gas to end-users
				400030	Water	Companies that provide water to end-users, including operators of water treatment plants
				400040	Alternative/ Renewable Energy	Companies which develop, manage and operate clean energy projects such as hydropower and wind farms
50	Financials	5010	Banks	501010	Banks	Banks providing a broad range of financial services, including retail banking, loans and money transfer
				502010	Insurance	Insurance companies with diversified products in life, health and property and casualty insurance, including brokers and agencies which sell the same
		5030	Other Financials	503010	Securities & Brokerage	Non-bank institutions that provide financial services focused on securities broking and dealing and margin financing
				503020	Investment & Asset Management	Companies that invest in securities for earnings growth and capital appreciation; providers of custodial, trustee and other related asset management services
				503030	Financing	Non-bank institutions that provide financing services, including personal credit, credit cards, lease financing, travel-related money services and pawn shops
				503040	Other Financials	Companies engaged in financial activities not specified elsewhere, include stock exchanges, corporate finance advisory firms and other service providers to financial institutions
60	Properties & Construction	6010	Properties	601010	Real Estate Agencies	Real estate service providers, such as real estate agents, brokers and appraisers
				601020	Property Development	Companies that develop and sell property
				601030	Property Investment	Companies engaged in property ownership mainly for the purpose of leasing and rental income
				601040	Real Estate Investment Trusts	Real estate investment trusts that focus investment in a portfolio of income-generating properties, such as shopping malls, offices, hotels and service apartments

# Hang Seng Industry Classification System

Industry	Sector		Subsector	Definition
	6020	Construction	601050 Property Service and Management	Companies that provide property management and related services
			602010 Construction Materials	Manufacturers and wholesalers of building materials including cement, concrete and tiles
			602020 Building Construction	Constructors of commercial and residential buildings and providers of building construction-related services such as renovation, fitting-out, general architecture and landscape architecture
			602030 Heavy Construction & Engineering	Companies engaged in civil engineering projects such as construction of railways, roads, highways and reclamation dredging
70 Information Technology	7010	IT Hardware	701010 Telecommunication Equipment	Producers and distributors of telecommunication equipment, such as telephones, handsets and components, and providers of repair and maintenance services for the same
			701020 Computers & Peripherals	Manufacturers and distributors of personal computers, servers, mainframes, workstations and related peripherals, such as mass-storage drives, mouse, keyboards, printers and smartcards
	7020	Software & Services	702010 System Applications & IT Consulting	Companies that provide consulting services relating to information technology, such as computer system design, systems integration, network and systems operations, data management and storage solutions
			702020 E-Commerce & Internet Services	Companies providing Internet-related services, such as Internet access providers, search engines and providers of website design, web hosting and e-mail services, including companies that provide solutions and platforms for e-commerce or electronic payments
			702030 Software	Companies engaged in developing and producing software designed for specialised applications such as providers of online game, information service, business software and mobile application
	7030	Semiconductors	703010 Semiconductors	Companies engaged in the manufacturing and distribution of semiconductors and semiconductor equipment
80 Conglomerates	8000	Conglomerates	800010 Conglomerates	Diversified companies engaged in three or more businesses classified in different sectors with each business contributing more than 10% but not substantially to turnover











# Vendor Codes

	PRICE INDEX		TOTAL RETURN INDEX	
	THOMSON REUTERS	BLOOMBERG	THOMSON REUTERS	BLOOMBERG
SUMMARY PAGE	0#.HSIX	HSIX	—	—
<b>HONG KONG-LISTED</b>				
Hang Seng Index and Sub-indexes				
Hang Seng Index	.HSI	HSI	.HSIDV	HSI 1
Hang Seng Finance Sub-index	.HSNF	HSF	.HSNFDV	HSI 2
Hang Seng Utilities Sub-index	.HSNU	HSU	.HSNUDV	HSI 3
Hang Seng Properties Sub-index	.HSNP	HSP	.HSNPDV	HSI 4
Hang Seng Commerce & Industry Sub-index	.HSNC	HSC	.HSNCDV	HSI 5
Hang Seng Composite Index Series				
Hang Seng Composite Index	.HSCI	HSCI	.HSCIDV	HSI 6
Hang Seng Composite Industry Indexes –				
Energy	.HSCIE	HSCIE	.HSCIEDV	HSI 29
Materials	.HSCIM	HSCIM	.HSCIMDV	HSI 30
Industrials	.HSCIIG	HSCIIG	.HSCIIGDV	HSI 8
Consumer Goods	.HSCICG	HSCICG	.HSCICGDV	HSI 9
Consumer Services	.HSCISV	HSCISV	.HSCISVDV	HSI 10
Telecommunications	.HSCITC	HSCITC	.HSCITDV	HSI 31
Utilities	.HSCIU	HSCIUT	.HSCIUDV	HSI 11
Financials	.HSCIF	HSCIFN	.HSCIFDV	HSI 12
Properties & Construction	.HSCIPC	HSCIPC	.HSCIPCDV	HSI 13
Information Technology	.HSCIIT	HSCIIT	.HSCIITDV	HSI 14
Conglomerates	.HSCIC	HSCICO	.HSCICDV	HSI 15
Hang Seng Composite Size Indexes				
Hang Seng Composite LargeCap Index	.HSLI	HSLI	.HSLIDV	HSI 34
Hang Seng Composite LargeCap & MidCap Index	.HSLMI	—	.HSLMIDV	—
Hang Seng Composite MidCap Index	.HSMI	HSMI	.HSMIDV	HSI 35
Hang Seng Composite MidCap & SmallCap Index	.HSMI	—	.HSMIDV	—
Hang Seng Composite SmallCap Index	.HSSI	HSSI	.HSSIDV	HSI 36
Hang Seng Foreign Companies Composite Index	.HSFCCI	HSFCCI	.HSFCCIDV	HSI 48
Hang Seng Global Composite Index	.HSGCI	HSGCI	.HSGCIDV	HSI 49
Hang Seng Corporate Sustainability Benchmark Index	.HSSUSB	HSSUSB	.HSSUSBDV	HSI 46
Hang Seng China Enterprises Index	.HSCCE	HSCCE	.HSCCEDV	HSI 21
Hang Seng China-Affiliated Corporations Index	.HSCC	HSCCI	.HSCCDV	HSI 22
Hang Seng H40 Reference Index	.HSH40	—	.HSH40DV	—
Hang Seng China H-Financials Index	.HSHFI	H-FIN	.HSHFIDV	HSI 32
Hang Seng China (Hong Kong-listed) 100 Index	.HSM100	HSM100	.HSM100DV	HSI 37
Hang Seng China (Hong Kong-listed) 25 Index	.HSFM25	HSFM25	.HSFM25DV	HSI 28
Hang Seng HK 35	.HSHK35	—	.HSHK35DV	HSI 35TR
Hang Seng REIT Index	.HSREIT	HSREIT	.HSREITDV	HSI 33
Hang Seng Corporate Sustainability Index	.HSSUS	HSSUS	.HSSUSDV	HSI 39
Hang Seng High Dividend Yield Index	.HSHDYI	HSHDYI	.HSHDYIDV	HSI 52
Hang Seng Low Volatility Index	.HSLVI	HSLVI	.HSLVIDV	HSI 55
Hang Seng High Beta Index	.HSHBI	HSHBI	.HSHBIDV	HSI 56
Hang Seng Sector Index Series				
Hang Seng IT Hardware Index	.HSITHI	HSITHI Index	—	—
Hang Seng Mainland Banks Index	.HSMBI	HSMBI Index	—	—
Hang Seng Mainland Healthcare Index	.HSMHI	MSMHI Index	—	—
Hang Seng Mainland Oil & Gas Index	.HSMOGI	HSMOGI Index	—	—
Hang Seng Mainland Properties Index	.HSMPI	MSMPI Index	—	—
Hang Seng Software & Services Index	.HSSSI	HSSSI Index	—	—
Hang Seng Consumer Goods & Services Index	.HSCGSI	—	.HSCGSIDV	—
Hang Seng Healthcare Index	.HSCI	—	.HSCIDV	—
Hang Seng Internet & Information Technology Index	.HSIII	—	.HSIIDV	—
Hang Seng Stock Connect Hong Kong Index	.HSHKI	—	.HSHKIDV	—
Hang Seng Stock Connect Hong Kong MidCap & SmallCap Index	.HSHKMS	—	.HSHKMSDV	—
Hang Seng Stock Connect Hong Kong SmallCap Index	.HSHKS	—	.HSHKSDV	—
Hang Seng SCHK New Economy Index	.HSCONE	—	.HSCONET	—
Hang Seng SCHK Mainland China Banks Index	.HSCSBI	—	.HSCSBDV	—
Hang Seng SCHK High Dividend Low Volatility Index	.HSHYLV	—	.HSHYLVDV	—
Hang Seng SCHK Quality Growth Low Volatility Index	.HSGQLV	—	.HSGQLVDV	—
Hang Seng SCHK HK Companies Index	.HSSCHKC	—	.HSSCHKCT	—
Hang Seng SCHK Mainland China Companies Index	.HSSCHMLC	—	.HSSCHMLCT	—
Hang Seng SCHK ex-AH Companies Index	.HSSCNAH	—	.HSSCNAHT	—
HSI Volatility Index	.VHSI	VHSI	—	—
Hang Seng Risk Adjusted Index Series				
Hang Seng Risk Adjusted Index – HSI 20%	.HSRAIHSI20	HSRHSI1	—	—
Hang Seng Risk Adjusted Index (ER) – HSI 20%	.HSRAIHSIER20	HSRHSIE1	—	—
Hang Seng Risk Adjusted Index – HSCIEI 25%	.HSRAICEI25	HSRCEI2	—	—
Hang Seng Risk Adjusted Index (ER) – HSCIEI 25%	.HSRAICEIER25	HSRCEIE2	—	—
Hang Seng Short & Leveraged Index Series				
Short Indexes				
HSI Short Index	.HSISI	HSISI	—	—
HSCEI Short Index	.HSCEISI	HSCEISI	—	—
Hang Seng H-Fin Short Index	.HFINSI	HFINSI	—	—
HSI 2x Short Index	.HSI2SI	HSI2SI	—	—
HSCEI 2x Short Index	.HSCEI2SI	HSCEI2SI	—	—
Hang Seng H-Fin 2x Short Index	.HFIN2SI	HFIN2SI	—	—
Leveraged Indexes				
HSI Leveraged Index	.HSILI	HSILI	—	—
HSCEI Leveraged Index	.HSCEILI	HSCEILI	—	—
Hang Seng H-Fin Leveraged Index	.HFINLI	HFINLI	—	—
Hang Seng Equal Weighted Index	.HSEWI	HSEWI	.HSEWIDV	HSI 50
Hang Seng China Enterprises Equal Weighted Index	.HSC EEWI	HSC EEWI	.HSC EEWIDV	HSI 51
Hang Seng Futures Index Series				
Hang Seng Futures Index	.HSFI	HSFI	—	—
Hang Seng Futures RMB FX Index	.HSFRFI	HSFRFI	—	—
Hang Seng China Enterprises Futures Index	.HSCEFI	—	—	—
Hang Seng China Enterprises Futures RMB FX Index	.HSCEFRFI	—	—	—
Hang Seng Futures Short & Leveraged Index Series				
Hang Seng China Enterprises Futures Short Index	.HSCEFS	—	.HSCEFS	—
Hang Seng China Enterprises Futures 2x Leveraged Index	.HSCEF2L	—	.HSCEF2LT	—
<b>CROSS MARKET-LISTED</b>				
Hang Seng China 50 Index	.HSC50	HSC50	.HSC50DV	HSC50DV
Hang Seng Stock Connect China AH Premium Index	.HSCAHP	HAHP	—	—
Hang Seng (Mainland and HK) Corporate Sustainability Index	.HSMHSUS	HSMHSUS	.HSMHSUSDV	HSI 41
Hang Seng Stock Connect China AH (A+H) Index	.HSCAHI	AHAX	.HSCAHDV	HSI 42
Hang Seng Stock Connect China AH (A) Index	.HSCAAHI	AHXA	.HSCAAHDV	HSI 43
Hang Seng Stock Connect China AH (H) Index	.HSCAHI	AHXA	.HSCAHDV	HSI 44
Hang Seng Stock Connect China AH Smart Index	.HSCAHSI	HSCAHSI	.HSCAHSIDV	—
Hang Seng CSI Shanghai-Hong Kong AH Smart Index	.SHHKSI	SHHKSI	.SHHKSIDV	HSI 62
Hang Seng China Enterprise Smart Index	.HSCESI	—	.HSCESIDV	—
Hang Seng Shenzhen Hong Kong Index Series				
Hang Seng Shenzhen Hong Kong Index	.SZHKI	—	.SZHKIDV	—
Hang Seng Shenzhen Hong Kong Financials Index	.SZHKF	—	.SZHKFDV	—
Hang Seng Shenzhen Hong Kong Consumption Index	.SZHKC	—	.SZHKCDV	—
Hang Seng Shenzhen Hong Kong Real Estate Index	.SZHKRE	—	.SZHKREDV	—
Hang Seng Shenzhen Hong Kong Information Technology Index	.SZHKT	—	.SZHKTIDV	—
Hang Seng Shenzhen Hong Kong Infrastructure & Transportation Index	.SZHKIF	—	.SZHKIFDV	—
<b>MAINLAND-LISTED</b>				
Hang Seng China A Industry Top Index	.HSCAIT	HSCAIT	.HSCAITDV	HSCAITDV
Hang Seng China A Top 100 Index	.HSCAT100	HSCAT100	.HSCAT100DV	HSI 53
Hang Seng (China A) Corporate Sustainability Benchmark Index	.HSCASUSB	HSCASUSB	.HSCASUSBDV	HSI 47
Hang Seng (China A) Corporate Sustainability Index	.HSCASUS	HSCASUS	.HSCASUSDV	HSI 40
<b>BOND INDEXES</b>				
Hang Seng iBond Composite Total Return Index	.HSIBCI	HSIBCI	—	—
Hang Seng iBond 1808 Total Return Index	.HSIB 1808	—	—	—
Hang Seng iBond 1906 Total Return Index	.HSIB 1906	—	—	—
Hang Seng Markt iBoxx Offshore RMB Bond Index family				
Hang Seng Markt iBoxx Offshore RMB Bond Overall Index	.IBXX001P	IBXX001P	.IBXX001T	IBXX001T
Hang Seng Markt iBoxx Offshore RMB Corporates Bond Index	.IBXX060P	IBXX060P	.IBXX060T	IBXX060T
Hang Seng Markt iBoxx Offshore RMB China Government Bond Index	.IBXX035P	IBXX035P	.IBXX035T	IBXX035T
Hang Seng Markt iBoxx Offshore RMB Non-Sovereigns Bond Index	.IBXX273P	—	.IBXX273T	—
Hang Seng Markt iBoxx Offshore RMB Large Cap Bond Index	.IBXX210P	IBXX210P	.IBXX210T	IBXX210T
Hang Seng Markt iBoxx Offshore RMB High Yield Bond Index	.IBXX384P	IBXX384P	.IBXX384T	IBXX384T
Hang Seng Markt iBoxx Offshore RMB Investment Grade Bond Index	.IBXX398P	IBXX398P	.IBXX398T	IBXX398T
<b>OTHER INDEXES</b>				
Hang Seng Dividend Point Index Series				
HSI Dividend Point Index	.HSIDPI	HSIDPI	—	—
HSCEI Dividend Point Index	.HSCEIDPI	HSCEIDPI	—	—

For more information, please contact

## Hang Seng Indexes Company Limited

Address : 83 Des Voeux Road Central Hong Kong

Tel : (852) 2877 0704

Email : [info@hsi.com.hk](mailto:info@hsi.com.hk)

Website : [www.hsi.com.hk](http://www.hsi.com.hk)

The information contained herein is for reference only. Hang Seng Indexes Company Limited ("Hang Seng Indexes") ensures the accuracy and reliability of the information contained herein to the best of its endeavours. However, Hang Seng Indexes makes no warranty or representation as to the accuracy, completeness or reliability of any of the information contained herein and accepts no liability (whether in tort or contract or otherwise) whatsoever to any person for any damage or loss of any nature arising from or as a result of reliance on any of the contents of this document, or any errors or omissions in its contents and such contents may change from time to time without notice.

HSI Volatility Index (the "Index") is published by Hang Seng Indexes, which has contracted with S&P Opco, LLC ("S&P") to maintain and calculate the Index. "Standard & Poor's" and "S&P" are trademarks of S&P and have been licensed for use by Hang Seng Indexes. "VIX®" is a trademark of Cboe Global Markets, Inc ("CBOE") and S&P has granted a license to Hang Seng Indexes, with permission from CBOE, to use such mark for purposes relating to the Index. The Index is not owned, sponsored, endorsed or promoted by S&P or CBOE and neither S&P nor CBOE makes any representation regarding the advisability of investing in products that are based on such Index or otherwise relying on such Index for any purpose and neither S&P, CBOE nor Hang Seng Indexes shall have any liability for any errors or omissions in the Index or any values thereof.

The information contained herein does not constitute any express or implied advice or recommendation by Hang Seng Indexes for any investments. Investment involves risks. Prospective investors should seek independent investment advice to ensure that any of their decisions is made with regard to their own investment objectives, financial circumstances and other particular needs.

©Hang Seng Indexes Company Limited 2018. All rights reserved.