



### Hang Seng TECH Index

February 2025

The Hang Seng TECH Index ("HSTECH") represents the 30 largest technology companies listed in Hong Kong that have high business exposure to technology themes and pass the index's screening criteria.

#### FEATURES

- The Index includes the 30 largest technology companies listed in Hong Kong that are
- Classified under: Industrials, Consumer Discretionary, Healthcare, Financials or Information Technology industries;
- With high business exposure to the selected technology themes: Autonomous, Cloud, Digital, E-Commerce, FinTech or Internet (including Mobile); and
- Considered innovative by operating a technology-enabled business, with strong Research & Development investment or exhibit high revenue growth
- The Index is freefloat market capitalization weighted with 8% cap on individual constituent weighting

#### INFORMATION

Launch Date	27 Jul 2020
Base Date	31 Dec 2014
Base Index	3,000
Review	Quarterly
Dissemination	Every 2 sec
Currency	HKD
Total Return Index	Available
No. of Constituents	30

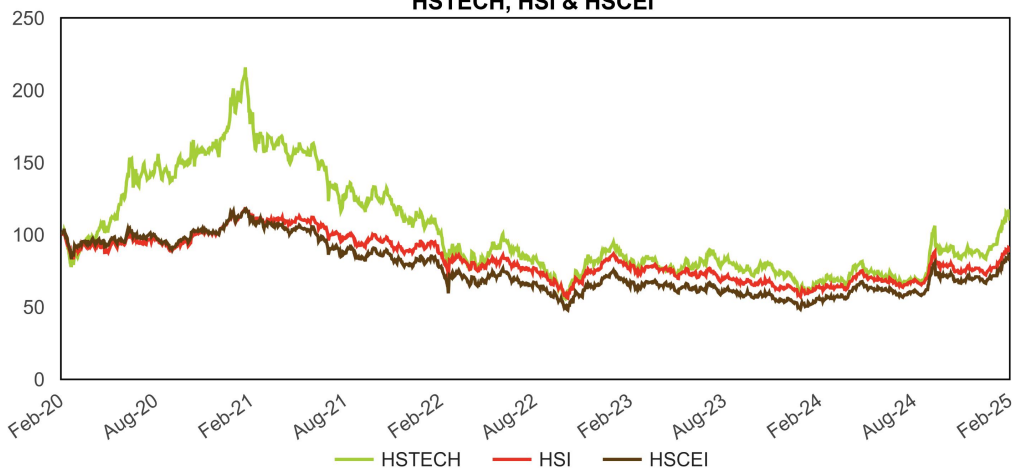
#### VENDOR CODES

Bloomberg	HSTECH
Refinitiv	.HSTECH

#### CONTACT US

Email	info@hsi.com.hk
-------	-----------------

HSTECH, HSI & HSCEI



Data has been rebased at 100.00. All information for an index prior to its launch date is back-tested, back-tested performance reflects hypothetical historical performance.

#### INDEX PERFORMANCE

Index	Index Level	% Change						
		1 - Mth	3 - Mth	6 - Mth	1 - Yr	3 - Yr	5 - Yr	YTD
HSTECH	5,568.14	+17.88	+27.90	+56.38	+62.27	+8.79	+9.80	+24.62
HSI	22,941.32	+13.43	+18.11	+27.53	+38.94	+1.01	-12.20	+14.36
HSCEI	8,417.43	+14.02	+21.17	+32.95	+48.25	+4.90	-18.30	+15.47

#### INDEX FUNDAMENTALS

Index	Dividend Yield (%)	PE Ratio (Times)	Annual Volatility* (%)
HSTECH	0.68	41.91	36.98
HSI	3.35	13.25	25.17
HSCEI	2.98	12.33	27.64

\*Annual Volatility was calculated based on daily return for the past 12-month period.

#### CORRELATION

Index	HSTECH	HSI	HSCEI
HSTECH	1.00	0.95	0.95
HSI	-	1.00	0.99
HSCEI	-	-	1.00

All data as at 28 Feb 2025

HSI: Hang Seng Index  
HSCEI: Hang Seng China Enterprises Index

#### ESG CHARACTERISTICS

ESG Performance Metrics	HSTECH
Index ESG Score	52.64

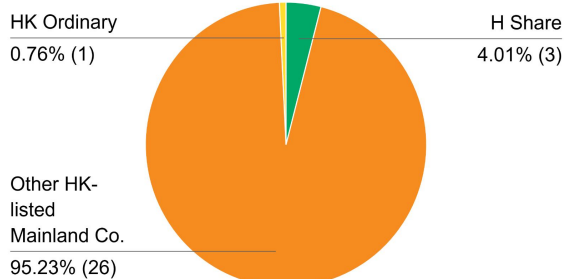
ESG characteristics data as at 31 Dec 2024. The ESG Scores are the overall sustainability performance scores compiled by the Hong Kong Quality Assurance Agency. The score is provided on a scale of 1 to 100, with 1 being the lowest and 100 being the highest.



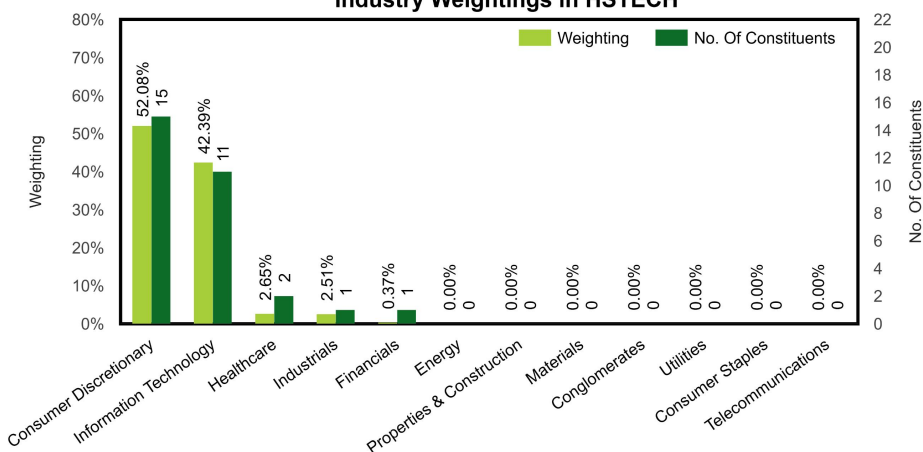
### CONSTITUENTS

Stock Code	ISIN CODE	Company Name	Industry Classification	Share Type	Weighting (%)
1810	KYG9830T1067	XIAOMI - W	Information Technology	Other HK-listed Mainland Co.	11.31
9988	KYG017191142	BABA - W	Consumer Discretionary	Other HK-listed Mainland Co.	9.58
0981	KYG8020E1199	SMIC	Information Technology	Other HK-listed Mainland Co.	8.48
0700	KYG875721634	TENCENT	Information Technology	Other HK-listed Mainland Co.	7.51
9618	KYG8208B1014	JD - SW	Consumer Discretionary	Other HK-listed Mainland Co.	7.02
3690	KYG596691041	MEITUAN - W	Consumer Discretionary	Other HK-listed Mainland Co.	6.21
2015	KYG5479M1050	LI AUTO - W	Consumer Discretionary	Other HK-listed Mainland Co.	6.12
1024	KYG532631028	KUAISHOU - W	Consumer Discretionary	Other HK-listed Mainland Co.	5.80
9868	KYG982AW1003	XPENG - W	Consumer Discretionary	Other HK-listed Mainland Co.	4.87
9999	KYG6427A1022	NTES - S	Information Technology	Other HK-listed Mainland Co.	4.04
0992	HK0992009065	LENOVO GROUP	Information Technology	Other HK-listed Mainland Co.	3.53
9961	KYG9066F1019	TRIP.COM - S	Consumer Discretionary	Other HK-listed Mainland Co.	2.82
2382	KYG8586D1097	SUNNY OPTICAL	Industrials	Other HK-listed Mainland Co.	2.51
6690	CNE1000048K8	HAIER SMARTHOME	Consumer Discretionary	H Share	2.27
9888	KYG070341048	BIDU - SW	Consumer Discretionary	Other HK-listed Mainland Co.	2.23
9626	KYG1098A1013	BILIBILI - W	Consumer Discretionary	Other HK-listed Mainland Co.	1.74
0020	KYG8062L1041	SENSETIME - W	Information Technology	Other HK-listed Mainland Co.	1.52
0285	HK0285041858	BYD ELECTRONIC	Information Technology	Other HK-listed Mainland Co.	1.49
0268	KYG525681477	KINGDEE INT'L	Information Technology	Other HK-listed Mainland Co.	1.47
6618	KYG5074A1004	JD HEALTH	Healthcare	Other HK-listed Mainland Co.	1.43
3888	KYG5264Y1089	KINGSOFT	Information Technology	Other HK-listed Mainland Co.	1.42
0300	CNE100006M58	MIDEA GROUP	Consumer Discretionary	H Share	1.37
0241	BMG0171K1018	ALI HEALTH	Healthcare	Other HK-listed Mainland Co.	1.22
0780	KYG8918W1069	TONGCHENGTRAVEL	Consumer Discretionary	Other HK-listed Mainland Co.	0.92
1347	HK0000218211	HUA HONG SEMI	Information Technology	Other HK-listed Mainland Co.	0.85
0522	KYG0535Q1331	ASMPT	Information Technology	HK Ordinary	0.76
9866	KYG6525F1028	NIO - SW	Consumer Discretionary	Other HK-listed Mainland Co.	0.46
0772	KYG2121R1039	CHINA LIT	Consumer Discretionary	Other HK-listed Mainland Co.	0.44
6060	CNE100002QY7	ZA ONLINE	Financials	H Share	0.37
1797	KYG5313A1013	EAST BUY	Consumer Discretionary	Other HK-listed Mainland Co.	0.23
<b>Total</b>					<b>100.00</b>

#### Weightings by Share Type (No. of companies in brackets)



#### Industry Weightings in HSTECH



Weightings may not add up to the total due to rounding

#### Disclaimer

The information contained herein is for reference only. Hang Seng Indexes Company Limited ("Hang Seng Indexes") ensures the accuracy and reliability of the information contained herein to the best of its endeavours. However, Hang Seng Indexes makes no warranty or representation as to the accuracy, completeness or reliability of any of the information contained herein and accepts no liability (whether in tort or contract or otherwise) whatsoever to any person for any damage or loss of any nature arising from or as a result of reliance on any of the contents of this document, or any errors or omissions in its contents and such contents may change from time to time without notice.

The information contained herein does not constitute any express or implied advice or recommendation by Hang Seng Indexes for any investments. Investment involves risks. Prospective investors should not make any investment decision based solely on the information provided herein and should seek independent investment advice to ensure that any of their decisions is made with regard to their own investment objectives, financial circumstances and other particular needs. Prospective investors should also note that value of securities and investments can go down as well as up and past performance is not necessarily indicative of future performance.

Hang Seng Indexes is a subsidiary of Hang Seng Bank Limited which is part of the group of companies under HSBC Holdings plc ("HSBC Group"). Potential conflicts of interest may arise between Hang Seng Indexes and other HSBC Group member(s). To manage actual or potential conflicts of interest, Hang Seng Indexes has in place policies and/or procedures to identify and manage conflicts of interest that relate to the creation, submission and administration of its indexes and/or that may arise between Hang Seng Indexes and other HSBC Group member(s). To reduce and avoid such conflicts of interest, each of Hang Seng Indexes and other HSBC Group members has its independent management structure and each entity acts independently and on an arm's length basis.