



Hang Seng China 50 Index

March 2025

The Hang Seng China 50 Index ("HSC50") is a cross-market index which provides a comprehensive China exposure by combining China stocks listed in Mainland and Hong Kong markets in one single index.

FEATURES

- Broad coverage encompasses Mainland-listed A shares, and Hong Kong listed Mainland companies
- 50 large cap companies for tradability
- Full company value determined by aggregation of market value of each class of shares is considered in stock selection
- Stocks are freefloat-adjusted with a 10% cap on each constituent company

INFORMATION

Launch Date	30 Jun 2008
Backdated To	3 Jan 2000
Base Date	3 Jan 2000
Base Index	2,000
Review	Half-yearly
Dissemination	Every 2 sec
Currency	USD
Total Return Index	Available
No. of Constituent Companies	50

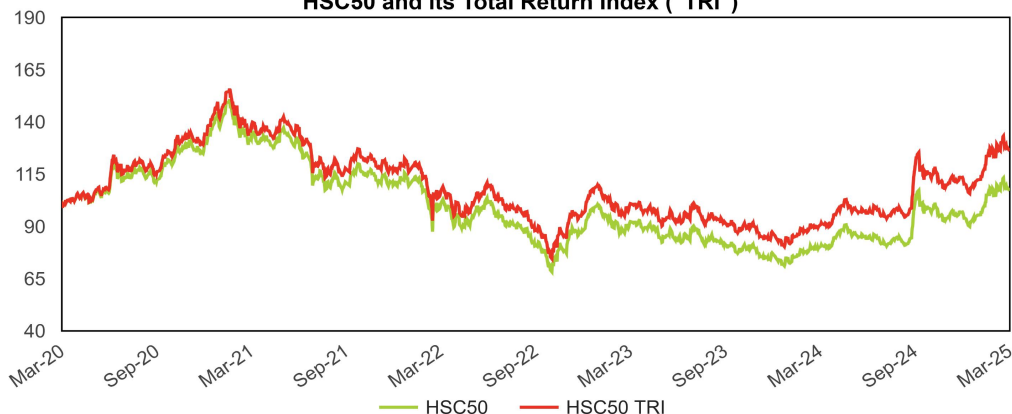
VENDOR CODES

Bloomberg	USD - HSC50
Thomson Reuters	USD - .HSC50

CONTACT US

Email	info@hsi.com.hk
-------	-----------------

HSC50 and its Total Return Index ("TRI")



Data has been rebased at 100.00. All information for an index prior to its launch date is back-tested, back-tested performance reflects hypothetical historical performance.

INDEX PERFORMANCE

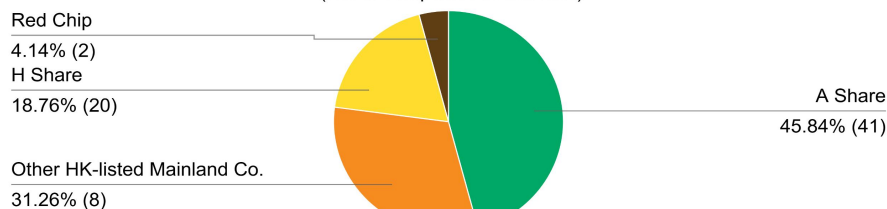
Index	Index Level	% Change						
		1 - Mth	3 - Mth	6 - Mth	1 - Yr	3 - Yr	5 - Yr	YTD
HSC50	8,340.82	+2.25	+11.13	+4.97	+34.05	+6.52	+7.09	+11.13
HSC50 TRI	16,910.35	+2.26	+11.68	+5.73	+39.72	+18.32	+26.08	+11.68

INDEX FUNDAMENTALS

Index	Dividend Yield (%)	PE Ratio (Times)	Annual Volatility*(%)
HSC50	2.95	12.06	20.78

*Annual Volatility was calculated based on daily return for the past 12-month period.

Weightings by Share Type
(No. of companies in brackets)



All data as at 31 Mar 2025

Note: Both A-share and Red Chip companies of China Unicorn are included in the index but they take only one place of the 50 constituent companies.

Disclaimer

The information contained herein is for reference only. Hang Seng Indexes Company Limited ("Hang Seng Indexes") ensures the accuracy and reliability of the information contained herein to the best of its endeavours. However, Hang Seng Indexes makes no warranty or representation as to the accuracy, completeness or reliability of any of the information contained herein and accepts no liability (whether in tort or contract or otherwise) whatsoever to any person for any damage or loss of any nature arising from or as a result of reliance on any of the contents of this document, or any errors or omissions in its contents and such contents may change from time to time without notice.

The information contained herein does not constitute any express or implied advice or recommendation by Hang Seng Indexes for any investments. Investment involves risks. Prospective investors should not make any investment decision based solely on the information provided herein and should seek independent investment advice to ensure that any of their decisions is made with regard to their own investment objectives, financial circumstances and other particular needs. Prospective investors should also note that value of securities and investments can go down as well as up and past performance is not necessarily indicative of future performance.

Hang Seng Indexes is a subsidiary of Hang Seng Bank Limited which is part of the group of companies under HSBC Holdings plc ("HSBC Group"). Potential conflicts of interest may arise between Hang Seng Indexes and other HSBC Group member(s). To manage actual or potential conflicts of interest, Hang Seng Indexes has in place policies and/or procedures to identify and manage conflicts of interest that relate to the creation, submission and administration of its indexes and/or that may arise between Hang Seng Indexes and other HSBC Group member(s). To reduce and avoid such conflicts of interest, each of Hang Seng Indexes and other HSBC Group members has its independent management structure and each entity acts independently and on an arm's length basis.



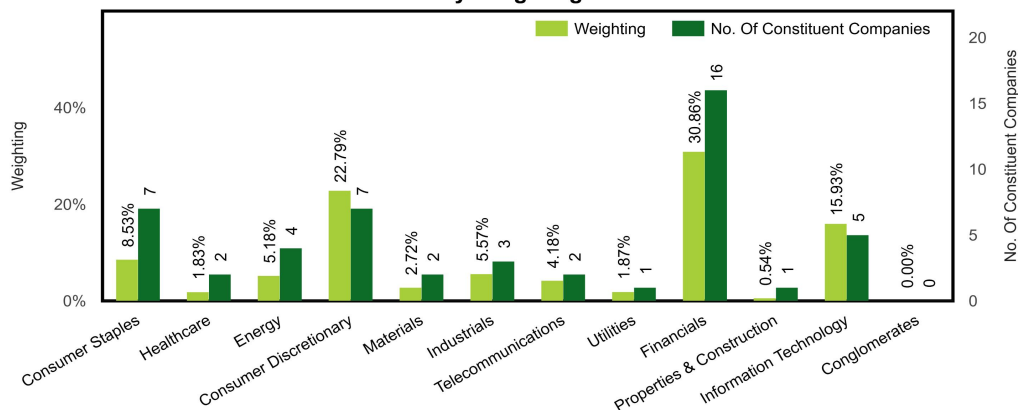
恒生指數

HANG SENG INDEXES

CONSTITUENTS

Stock Code			ISIN CODE			Company Name	Industry Classification	Weighting (%)					
A Share	B Share	H Share	A Share	B Share	H Share			A Share	B Share	H Share	Red Chip	Others	Total
		0700			KYG875721634	TENCENT	Information Technology					9.88	9.88
		9988			KYG017191142	BABA - W	Consumer Discretionary					9.77	9.77
600519			CNE0000018R8			KWEICHOW MOUTAI	Consumer Staples	4.86					4.86
		1810			KYG9830T1067	XIAOMI - W	Information Technology					4.43	4.43
		3690			KYG596691041	MEITUAN - W	Consumer Discretionary					4.35	4.35
601318	2318		CNE000001R84		CNE1000003X6	PING AN	Financials	2.75		1.59			4.35
601939	0939		CNE100000742		CNE1000002H1	CCB	Financials	0.33		3.82			4.15
002594	1211		CNE100001526		CNE100000296	BYD COMPANY	Consumer Discretionary	1.87		2.21			4.08
601398	1398		CNE000001P37		CNE1000003G1	ICBC	Financials	1.53		2.34			3.88
600036	3968		CNE000001B33		CNE1000002M1	CM BANK	Financials	2.95		0.92			3.87
300750			CNE100003662			CATL	Industrials	3.68					3.68
600941	0941		CNE1000055G1		HK0941009539	CHINA MOBILE	Telecommunications	0.45		2.66			3.11
601988	3988		CNE000001N05		CNE1000001Z5	BANK OF CHINA	Financials	0.65		2.01			2.66
000333	0300		CNE100001QQ5		CNE100006M58	MIDEA GROUP	Consumer Discretionary	2.12		0.20			2.32
601899	2899		CNE100000B24		CNE100000502	ZIJIN MINING	Materials	1.54		0.54			2.08
600900			CNE000001G87			CYPC	Utilities	1.87					1.87
600938	0883		CNE100005980		HK0883013259	CNOOC	Energy	0.30		1.48			1.78
601166			CNE000001QZ7			INDUSTRIAL BANK	Financials	1.61					1.61
601288	1288		CNE100000RJ0		CNE100000Q43	ABC	Financials	0.91		0.70			1.61
300059			CNE100000MD4			EASTMONEY	Financials	1.57					1.57
600030	6030		CNE000001DB6		CNE1000016V2	CITIC SEC	Financials	1.34		0.18			1.51
		9618			KYG8208B1014	JD - SW	Consumer Discretionary					1.44	1.44
000858			CNE000000VQ8			WULIANGYE	Consumer Staples	1.40					1.40
601328	3328		CNE1000000S2		CNE100000205	BANKCOMM	Financials	0.97		0.31			1.28
601088	1088		CNE100000767		CNE1000002R0	CHINA SHENHUA	Energy	0.70		0.55			1.24
601857	0857		CNE1000007Q1		CNE1000003W8	PETROCHINA	Energy	0.51		0.68			1.19
600276			CNE0000014W7			HR	Healthcare	1.12					1.12
601728	0728		CNE100004QG0		CNE1000002V2	CHINA TELECOM	Telecommunications	0.67		0.40			1.07
002475			CNE100000TP3			LXJM	Industrials	1.06					1.06
600028	0386		CNE0000018G1		CNE1000002Q2	SINOPEC CORP	Energy	0.46		0.51			0.97
600000			CNE0000011B7			SPD BANK	Financials	0.93					0.93
601628	2628		CNE000001Q93		CNE1000002L3	CHINA LIFE	Financials	0.34		0.57			0.92
601601	2601		CNE1000008M8		CNE1000009Q7	CPIC	Financials	0.55		0.33			0.88
601816			CNE100003RV9			CH	Industrials	0.83					0.83
300760			CNE100003G67			MINDRAY	Healthcare	0.70					0.70
600309			CNE0000016J9			WANHUA	Materials	0.64					0.64
002415			CNE100000PM8			HIKVISION	Information Technology	0.62					0.62
601658	1658		CNE100003PZ4		CNE1000029W3	PSBC	Financials	0.34		0.25			0.59
		9999			KYG6427A1022	NTES - S	Information Technology					0.56	0.56
000001			CNE000000040			PAB	Financials	0.54					0.54
601668			CNE100000F46			CSECE	Properties & Construction	0.54					0.54
000568			CNE000000GF2			LUZHOU LAO JIAO	Consumer Staples	0.53					0.53
601998	0998		CNE1000000R4		CNE1000001Q4	CITIC BANK	Financials	0.23		0.30			0.53
002714			CNE100001RQ3			MUYUAN	Consumer Staples	0.52					0.52
600809			CNE000000DH5			SHANXI FEN WINE	Consumer Staples	0.50					0.50
601138			CNE1000031P3			FOXCONN INDUSTRIAL INTERNET	Information Technology	0.43					0.43
		9961			KYG9066F1019	TRIP.COM - S	Consumer Discretionary					0.43	0.43
		9888			KYG070341048	BIDU - SW	Consumer Discretionary					0.39	0.39
603288			CNE100001SL2			HAI TIAN	Consumer Staples	0.37					0.37
		9633			CNE100004272	NONGFU SPRING	Consumer Staples			0.35			0.35
Total								45.84	0.00	22.90	0.00	31.26	100.00

Industry Weightings in HSC50



Weightings may not add up to the total due to rounding

www.hsi.com.hk

A wholly-owned subsidiary of Hang Seng Bank