



HANG SENG INDEXES

恒生指數

PRESS RELEASE

15 July 2010

HANG SENG INDEXES ANNOUNCES CONSTITUENTS OF THE HANG SENG CORPORATE SUSTAINABILITY INDEX SERIES

Hang Seng Indexes Company Limited today held a ceremony to launch the Hang Seng Corporate Sustainability Index Series (“Corporate Sustainability Index Series”) and announce the constituents of the Index Series.

Mr John Tsang, Financial Secretary of the Government of the Hong Kong Special Administrative Region, and Mrs Margaret Leung, Chairman of the Hang Seng Indexes Advisory Committee, officiated at the ceremony.

Speaking at the ceremony, Mr Tsang said: “The launch of the Hang Seng Corporate Sustainability Index Series is of vital importance to the development of Hong Kong as a leading international financial centre and establishes a significant milestone in the development of corporate sustainability. Corporate sustainability indexes not only allow investors to identify visionary corporations that emphasise long-term value for shareholders, but also enable them to make investment decisions that align with their individual priorities and beliefs. Such indexes also benefit companies.”

Mrs Leung said: “This Index series is the first of its kind in Hong Kong. It covers listed companies in both Hong Kong and mainland China and provides vital benchmarks against which the investment community can assess socially responsible investments. The indexes aim to encourage listed companies to strengthen their corporate sustainability performance, increase investor confidence and enhance the transparency of market information.”

Representatives from each of the 30 constituents of the Hang Seng Corporate Sustainability Index were presented with an official constituent company plaque by Mr Tsang and Mrs Leung in recognition of their strong performance with regard to corporate sustainability issues.

The Corporate Sustainability Index Series includes three indexes which cover large and liquid listed companies in Hong Kong and on the Mainland that perform well in the area of corporate sustainability. The Corporate Sustainability Index Series will be calculated and disseminated real-time with a 15-second interval starting from 26 July 2010 (Monday). For further details of about the constituent companies, please refer to the Appendices.

more...

恒生指數有限公司 Hang Seng Indexes Company Limited
香港中環德輔道中83號 83 Des Voeux Road Central Hong Kong
電話 Tel (852) 2877 0704 圖文傳真 Fax (852) 2845 8919
網址 Website www.hsi.com.hk



HANG SENG INDEXES ANNOUNCES CONSTITUENTS OF THE HANG SENG CORPORATE SUSTAINABILITY INDEX SERIES / 2

Note to editors:

About Hang Seng Indexes Company Limited

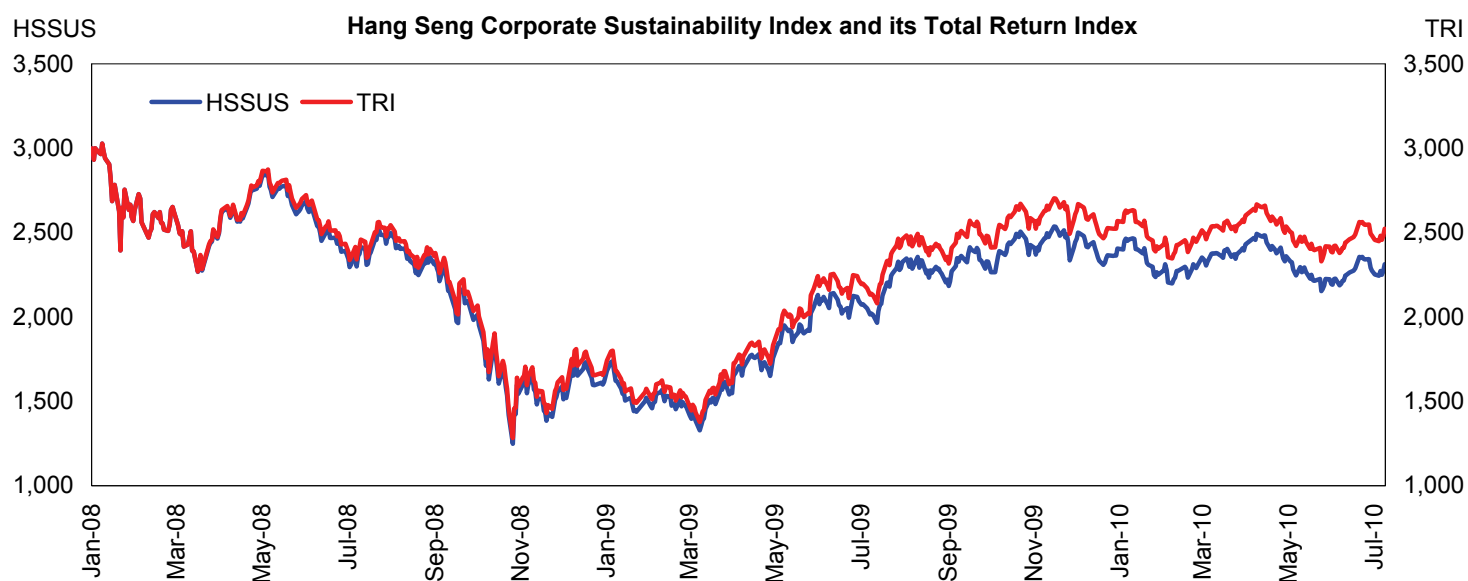
The Hang Seng Family of Indexes is managed and compiled by Hang Seng Indexes Company Limited (formerly HSI Services Limited), which is a wholly-owned subsidiary of Hang Seng Bank. The Hang Seng Family of Indexes comprises a wide range of Flagship, Benchmark, Thematic and Strategy indexes that cover stocks listed in Hong Kong and mainland China markets. For further information on the Hang Seng Family of Indexes, please visit the company's website at www.hsi.com.hk.

End

Hang Seng Corporate Sustainability Index

Constituent List and Weightings (as at 9 July 2010)

Code	Company Name	FAF (%)	Weighting (%)
941	China Mobile	30	10.29
939	CCB	25	9.76
5	HSBC Hldgs	100	9.66
2628	China Life	100	8.48
3988	Bank of China	75	7.52
857	PetroChina	100	5.97
16	SHK Prop	60	5.46
1	Cheung Kong	60	4.17
388	HKEx	95	4.05
13	Hutchison	50	3.37
2	CLP Hldgs	75	3.35
494	Li & Fung	70	3.24
11	Hang Seng Bank	40	2.61
3968	CM Bank	100	2.45
19	Swire Pacific 'A'	85	2.24
2388	BOC Hong Kong	35	2.13
6	HK Electric	65	2.08
101	Hang Lung Prop	50	2.05
688	China Overseas	50	2.03
728	China Telecom	100	1.72
12	Henderson Land	50	1.64
66	MTR Corporation	25	1.28
992	Lenovo Group	60	0.86
390	China Railway	95	0.70
293	Cathay Pac Air	30	0.60
54	Hopewell Hldgs	75	0.49
14	Hysan Dev	60	0.46
606	China Agri	40	0.46
2020	ANTA Sports	40	0.46
316	OOIL	35	0.42
		Total	100.00

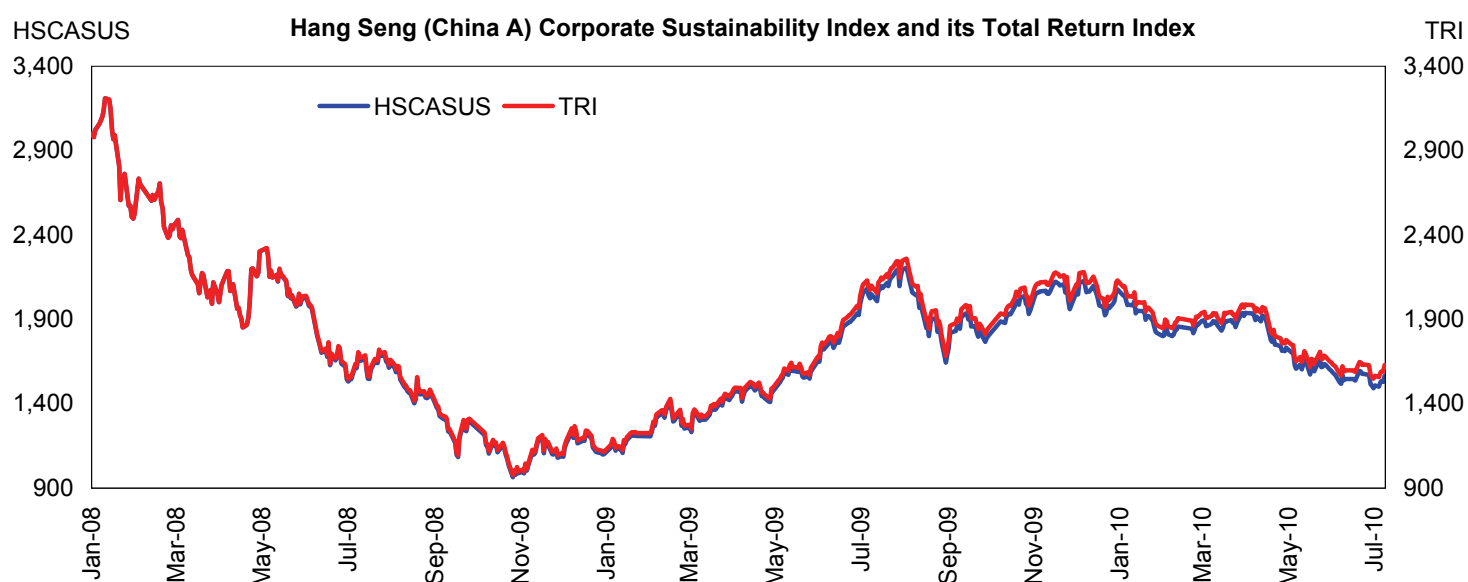


Index	Index Level	% Change			
		1-Mth	6-Mth	1-Yr	YTD
Hang Seng Corporate Sustainability Index	2,311.82	+4.39	-5.96	+14.46	-3.87
Total Return Index	2,523.54	+4.78	-3.87	+18.06	-1.73
Hang Seng Index	20,378.66	+3.86	-8.60	+14.55	-6.83

Hang Seng (China A) Corporate Sustainability Index

Constituent List and Weightings (as at 9 July 2010)

Code	Company Name	FAF (%)	Weighting (%)
600036	CM Bank	70	10.36
601166	Industrial Bank	70	10.32
601318	Ping An	65	10.30
600000	Pudong Dev Bank	60	10.21
000002	China Vanke	85	9.86
601857	PetroChina	3	8.47
601939	CCB	100	7.15
601628	China Life	8	6.80
600019	Baosteel	30	5.35
000063	ZTE	60	4.65
601988	Bank of China	4	4.17
601390	China Railway	30	3.68
600089	TBEA	80	3.55
600690	Qingdao Haier	60	2.76
000538	Yunnan Baiyao	40	2.37
		Total	100.00

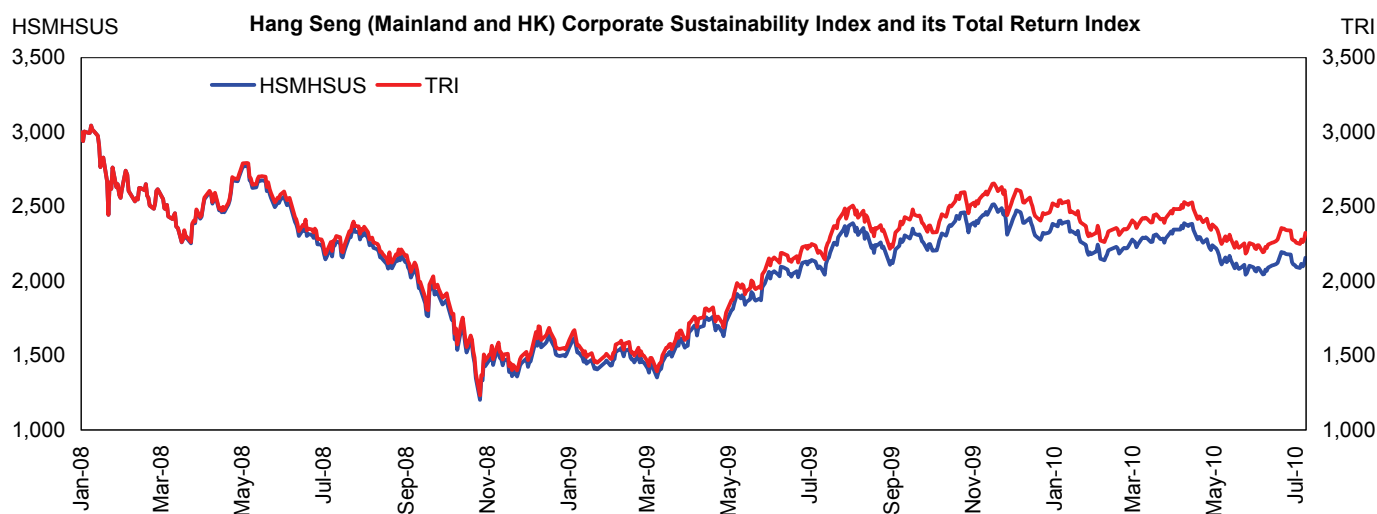


Index	Index Level	% Change			
		1-Mth	6-Mth	1-Yr	YTD
Hang Seng (China A) Corporate Sustainability Index	1,565.59	-0.38	-21.20	-23.63	-24.63
Total Return Index	1,629.45	+0.42	-20.04	-22.40	-23.51
Hang Seng China A Industry Top Index	2,739.32	-2.94	-24.60	-24.48	-27.00

Hang Seng (Mainland and HK) Corporate Sustainability Index

Constituent List and Weightings (as at 9 July 2010)

Code			Company Name	FAF (%)			Weighting (%)			
HK	A Shares	B Shares		HK	A Shares	B Shares	HK	A Shares	B Shares	Total
0941			China Mobile	30			10.31			10.31
0005			HSBC Hldgs	100			9.73			9.73
0939	601939		CCB	25	100		7.72	1.08		8.80
2628	601628		China Life	100		8	5.69	1.02		6.71
2318	601318		Ping An	60	65		2.40	3.63		6.03
3968	600036		CM Bank	100	70		1.64	4.20		5.84
3988	601988		Bank of China	75	4		5.05	0.63		5.68
0857	601857		PetroChina	100	3		4.01	1.28		5.29
0016			SHK Prop	60			3.66			3.66
0001			Cheung Kong	60			2.80			2.80
0388			HKEx	95			2.72			2.72
	601166		Industrial Bank		70			2.61		2.61
	600000		Pudong Dev Bank		60			2.44		2.44
0013			Hutchison	50			2.26			2.26
0002			CLP Hldgs	75			2.25			2.25
0494			Li & Fung	70			2.17			2.17
0019			Swire Pacific 'A'	85			1.51			1.51
0087			Swire Pacific 'B'	35			0.38			0.38
0011			Hang Seng Bank	40			1.75			1.75
	000002	200002	China Vanke		85	100		1.49	0.25	1.74
2388			BOC Hong Kong	35			1.43			1.43
0006			HK Electric	65			1.39			1.39
0101			Hang Lung Prop	50			1.38			1.38
0688			China Overseas	50			1.37			1.37
0728			China Telecom	100			1.16			1.16
0012			Henderson Land	50			1.10			1.10
0390	601390		China Railway	95	30		0.47	0.55		1.02
0763	000063		ZTE	100	60		0.27	0.70		0.97
0066			MTR Corporation	25			0.86			0.86
	600019		Baosteel		30			0.81		0.81
0992			Lenovo Group	60			0.58			0.58
	600089		TBEA		80			0.53		0.53
	600690		Qingdao Haier		60			0.42		0.42
0293			Cathay Pac Air	30			0.40			0.40
	000538		Yunnan Baiyao		40			0.36		0.36
0054			Hopewell Hldgs	75			0.33			0.33
0014			Hysan Dev	60			0.31			0.31
0606			China Agri	40			0.31			0.31
2020			ANTA Sports	40			0.31			0.31
0316			OOIL	35			0.28			0.28
				Total			78.00	21.75	0.25	100.00



Index	Index Level	% Change			
		1-Mth	6-Mth	1-Yr	YTD
Hang Seng (Mainland and HK) Corporate Sustainability Index	2,155.78	+3.79	-9.82	+2.78	-9.61
Total Return Index	2,324.18	+4.27	-8.03	+5.57	-7.82